



Transit Center in Voloske

23.08.2025 – 26.04.2026

12,304

people evacuated through the transit center

Dnipropetrovsk Oblast, Ukraine

Key Statistics

23.08.2025 – 26.04.2026 · 246 days of operation



12,340

Total registered

7,440

Women (60.29%)

4,900

Men (39.71%)

246

Days of operation

2,880

Children (23.34%)

3,764

Elderly (30.50%)

828

Low mobility (6.71%)

6,379

IDPs (51.69%)

959

People with disabilities (7.77%)

76

Children with disabilities (0.62%)

9,132

Self-evacuated (74%)

3,208

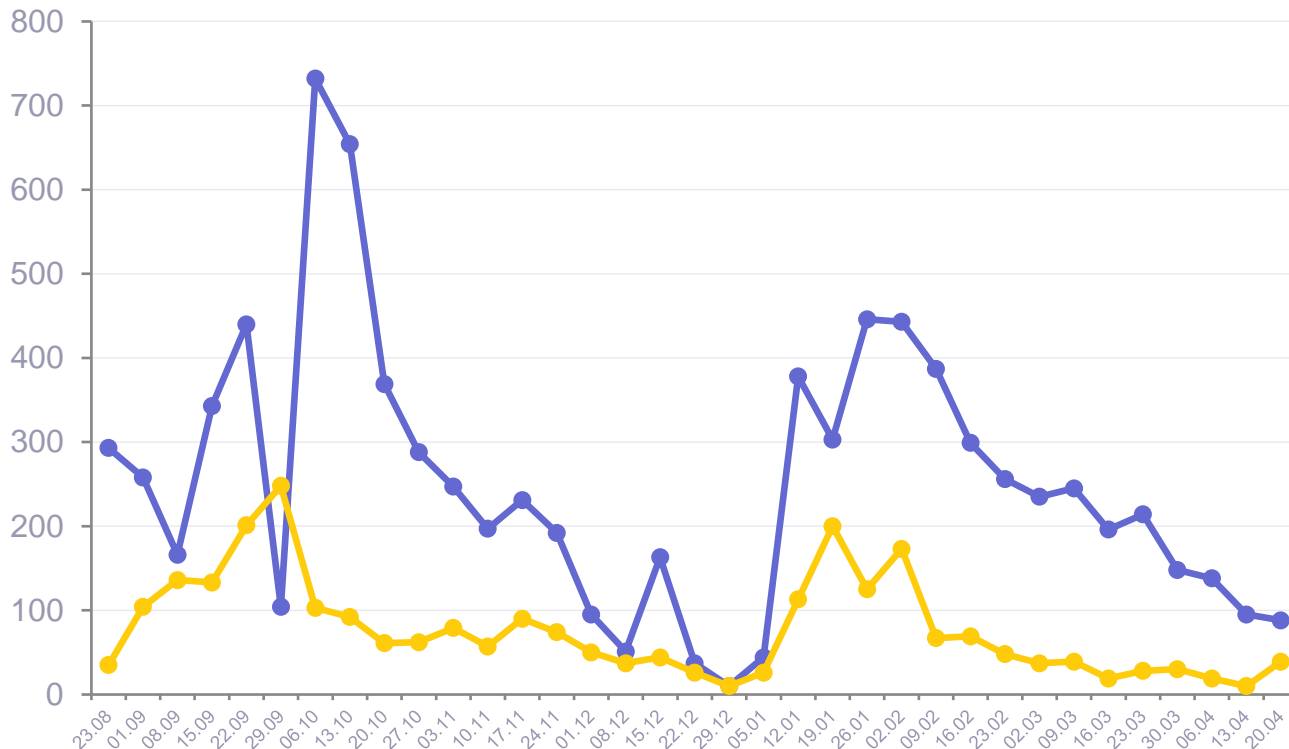
Organized evacuation (26%)

Lived in transit center: 1,241 (10.06%) | Transit passed: 11,099 (89.94%)

Evacuation & Self-Evacuation Trends

TC Voloske, Dnipropetrovsk Oblast · 23.08.2025 – 23.04.2026

Self-evacuation Organized evacuation

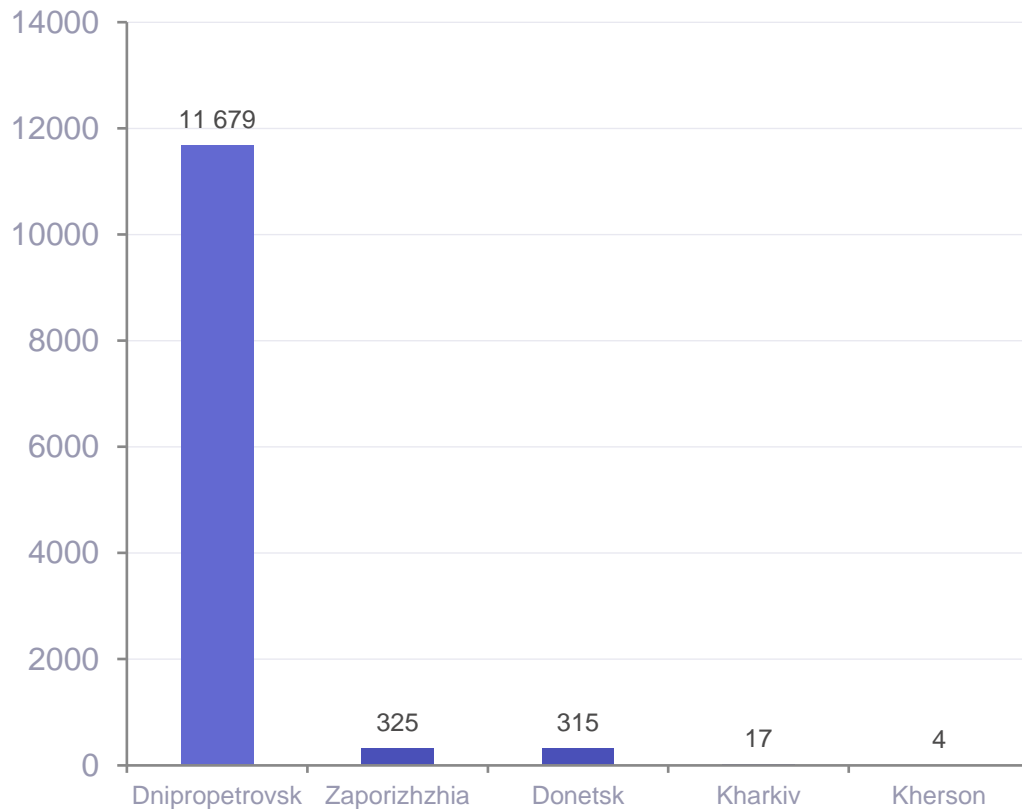


Evacuation by Weeks

Week	Period	Self-evacuation	Org. evacuation
1-2	23 Aug – 01 Sep 2025	139	510
3-4	08 Sep – 21 Sep 2025	342	299
5-6	22 Sep – 05 Oct 2025	783	449
7-8	06 Oct – 19 Oct 2025	1,386	195
9-10	20 Oct – 02 Nov 2025	657	123
11-12	03 Nov – 16 Nov 2025	444	136
13-14	17 Nov – 30 Nov 2025	531	164
15-16	01 Dec – 14 Dec 2025	287	101
17-18	15 Dec – 28 Dec 2025	541	81
19-20	29 Dec 2025 – 11 Jan 2026	696	36
21-22	12 Jan – 25 Jan 2026	889	313
23-24	26 Jan – 08 Feb 2026	686	298
25-26	09 Feb – 22 Feb 2026	491	136
27-28	23 Feb – 08 Mar 2026	441	136
29-30	09 Mar – 22 Mar 2026	362	76
31-32	23 Mar – 05 Apr 2026	233	47
33-34	06 Apr – 19 Apr 2026	157	49
35	20 Apr – 26 Apr 2026	67	18
TOTAL		9,132	3,208

Origin of Evacuees

Where did evacuees come from? · Total: 12,340 people



Breakdown by District

Oblast	District	Qty	%
Dnipropetrovsk	Nikopolsky	233	1.89%
	Pavlohradsky	2	0.02%
	Sinelnykyvskyi	11,444	92.74%
Donetsk	Bakhmutsky	15	0.12%
	Kramatorsk	141	1.14%
	Pokrovsky	118	0.96%
	Others	41	0.33%
Zaporizhzhia	Zaporizhzhia	260	2.11%
	Maternity	60	0.49%
	Vasylivskyi	5	0.04%
Kharkiv	All	17	0.14%
Kherson	All	4	0.03%

Further Placement of Evacuees

Where did evacuees go after the transit center? · Total: 12,340

Region	Number	%
Dnipropetrovsk	9,802	79.43%
Poltava	405	3.28%
Cherkasy	360	2.92%
Zaporizhzhia	311	2.52%
Kirovohradska	292	2.37%
Kyivska	231	1.87%
Lvivska	153	1.24%
Vinnytsia	143	1.16%
Khmelnyskyi	103	0.83%
Ivano-Frankivsk	94	0.76%
Odesa	93	0.75%
Transcarpathian	63	0.51%

Region	Number	%
Zhytomyrska	47	0.38%
Rivne	45	0.36%
Ternopil	42	0.34%
Kharkiv	39	0.32%
Chernivtsi	38	0.31%
Volynska	26	0.21%
Chernihiv	23	0.19%
Mykolaivska	16	0.13%
Sumy	7	0.06%
Other	5	0.04%
Donetsk	2	0.02%

Multipurpose Cash Assistance

23.08.2025 – 26.04.2026



Organization	Type of Aid	Households	People
ACTED	Cash assistance (registration)	863	1,680
	Beneficiary lists submitted	—	—
Caritas Charity Foundation Mariupol	Cash assistance (registration)	234	424
	Pre-registration	512	1,074
Caritas Ukraine CF	Cash assistance (registration)	107	230
	Pre-registration	55	119
CF Pomogaem	Cash assistance (registration)	589	1,224
	Cash assistance (registration) DRC	165	329
Caritas Kramatorsk	Pre-registration	643	1,228
	Cash assistance (registration)	32	54
CF Angels of Salvation	Pre-registration	26	34
	Beneficiary lists submitted	18	40
CF Angels of Salvation	Beneficiary lists submitted	—	—



Providing Hygiene Kits

23.08.2025 – 26.04.2026



Organization	Assistance Units	People
Caritas Mariupol Charity Foundation	477	499
Dnipro League Social Workers	4	4
Dniprovskia RO TCHU	1,113	1,502
RCC	1	1
CF Pomogaem	12	12
NGO PROLISKA	9,734	9,652
CO CF ROKADA	6	6
URCS	94	94
CF Angels of Salvation	246	246
FHI 360	2	2
ICRC	738	775
IRC	53	53
TOTAL	12,480	12,846



Children's psychological consultation

23.08.2025 – 26.04.2026

Organization	Units	People
Avalist NGO	3	3
Responsible Citizens	14	14
Dnipro League of Social Workers	17	19
Martin Club	144	144
Medical TIMS	1	1
CF Pomogaem	1	15
Posmishka UA	240	602
Right to Protection	2	2
Proliska NGO	3	3
CO CF ROKADA	99	103
East SOS	23	23
CF Angels of Salvation	42	42
CNG	22	22
NEEKA	5	5
PAH	48	48
PUI	3	9
TGH	51	51
TOTAL	718	1,106



Individual psychological consultations

23.08.2025-26.04.2026

Organization	Units	People
CO TTA	36	36
AVALIST	146	146
NGO Girls	31	31
Dnipro League	9	9
Doctors Without Borders	53	53
Doctors of the World	113	113
Martin Club	936	948
HealthRight International	11	11
Medical TIMS	45	45
Posmishka UA	81	115
R2P	13	17
Proliska NGO	1,244	1,244
CO CF ROKADA	172	167
East SOS	658	661

Organization	Units	People
URCS	39	39
CF Angels of Salvation	15	15
CNG + FHI 360	46	46
IRC	141	141
NEEKA	98	98
PAH	65	66
PUI	136	137
Step In + TGH	239	239
TOTAL	4,328	4,378




Additional Services

23.08.2025 – 26.04.2026

Baby Packages		
Organization	Units	People
Responsible Citizens	219	234
CF Pomogaem	43	43
Posmishka UA	22	22
Proliska NGO	4	2
East SOS	98	104
TSNAP	8	8
URCS	14	14
CNG	100	100
TGH	5	5
TOTAL	513	532

Assistance to the disabled (care and rehabilitation aids)		
Organization	Units	People
RCC	10	10
CF Pomogaem	80	80
CO CF ROKADA	195	192
East SOS	31	32
TSNSP KZ	2	2
Subtotal (care)	318	316
CF Pomogaem (aids)	38	38
CO CF ROKADA (aids)	966	962
TOTAL	1,004	1,000

Legal Services		
Organization	Units	People
CO TTA	353	353
AVALIST	24	24
R2P	1,852	1,816
CO CF ROKADA	294	292
East SOS	842	684
FHI 360	158	171
IRC	9	9
NRC	510	524
TGH	182	183
TOTAL	4,240	4,072



Evacuation by Organizations

23.08.2025 – 26.04.2026



Organization	Units	People
White Angel	1	7
CF Universal Aid of Ukraine	14	40
CF Good Deed	3	3
Unity and Strength	9	22
RCC	13	22
CF Pomogaem	2	4
Proliska GO	558	1,488
Proliska GO+CNG	145	415

Organization	Units	People
Proliska MEDVAK	51	93
East SOS	48	141
Ukrainian Red Cross Society	33	33
Red Cross of Ukrainian SSR	42	118
Angels of Salvation CF	4	18
CNG	207	622
Save Ukraine	8	54
Other organizations	10	64
TOTAL	1,151	3,117

GBV Prevention & Dignity Kits

23.08.2025 – 26.04.2026



GBV Prevention Services		
Organization	Units	People
CO TTA	297	298
AVALIST	67	67
NGO Girls	219	219
Dnipro League	11	11
Martin Club	467	467
Medical TIMS	2	2
HealthRight International	1	1
FHI 360	29	29
NEEKA	101	101
TGH	259	259
TOTAL	1,453	1,454

Dignity Kits		
Organization	Units	People
CO TTA	47	47
AVALIST	8	8
NGO Girls	14	14
Dnipro League	6	6
Martin Club	83	83
HealthRight International	11	11
CF Pomogaem	1,669	1,671
NEEKA	60	60
PUI	11	11
TGH	18	18
TOTAL	1,927	1,929



Thank you for your cooperation!

pomogaem.com.ua 0-800-330-156 · info@pomogaem.com.ua

