



# Clinic on Wheels: Project Updates

August  
2025

## Clinic on Wheels: Project Update

**Project Code & Title:** Clinic on Wheels  
**Report Date:** 18 September 2025  
**Intermediary Name:** Human Concern USA  
**Project Start Date:** 01 November 2024  
**Project End Date:** 31 December 2025  
**% Completed:** 75%

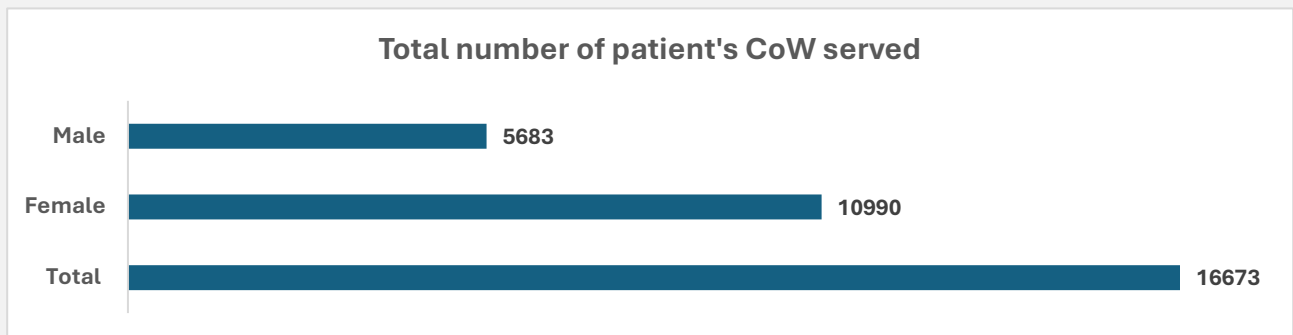
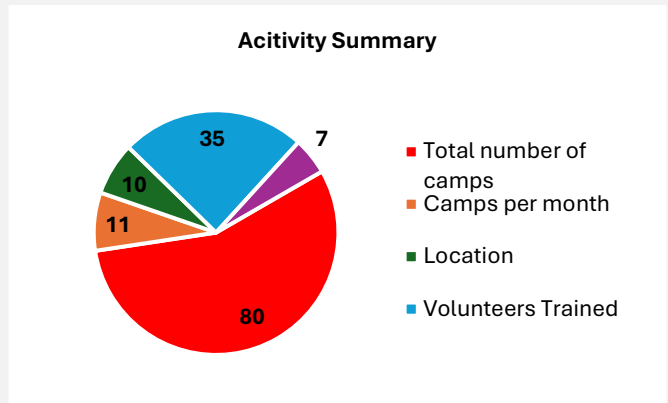


## Introduction

Launched in November 2024, the Clinic on Wheels project is a lifesaving initiative by Human Concern USA, supported by Humaniti Foundation, to bring essential healthcare directly to the doorsteps of people living in hard-to-reach areas of Bangladesh. With a dedicated team of doctors, nurses, and medical assistants traveling in a fully equipped mobile van, the project has reached some of the most underserved communities in Tangail, Mymensingh, Jamalpur, and Sherpur.

This project divided into two phase and Phase 1 started from November 2024 to April 2025 and Phase 2 started in July 2025 to December 2025. After successfully implementing out first phase we are in the middle of phase 2.

From **December 2024 to August 2025**, the team conducted **80 mobile medical camps** and treated a total of **16,673** patients, many of whom had never seen a doctor before. Out of this number,

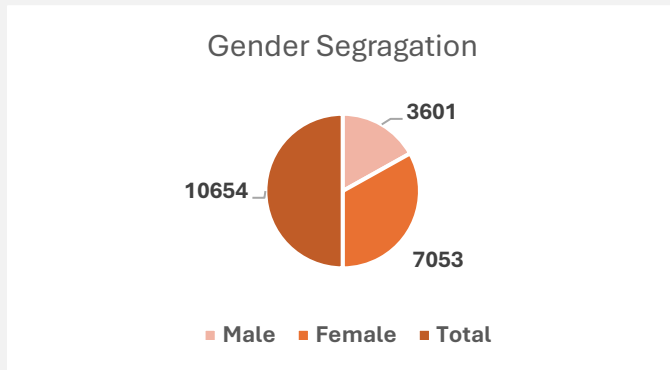
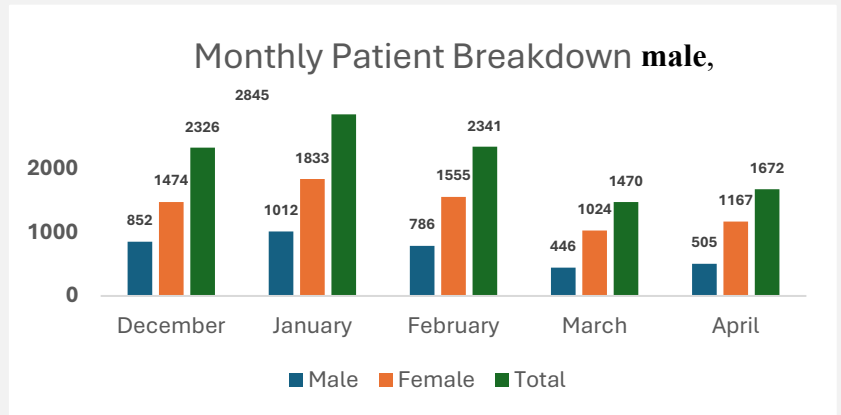


**10,990** beneficiaries were **women or girl** and **5683** were **men or boy**. Services included **general checkups, maternal care, child health support, and treatment for chronic diseases**. Despite challenges like roadblocks, harsh weather, and power outages, the project has not only delivered critical care but also built trust, empowered local volunteers, and created a visible impact in the lives of thousands.

### Phase 1

Between December 2024 and April 2025, the Clinic on Wheels project successfully started phase 1 of the project and delivered essential healthcare services to a total of 10,654 patients across rural districts in Bangladesh. Of this number,

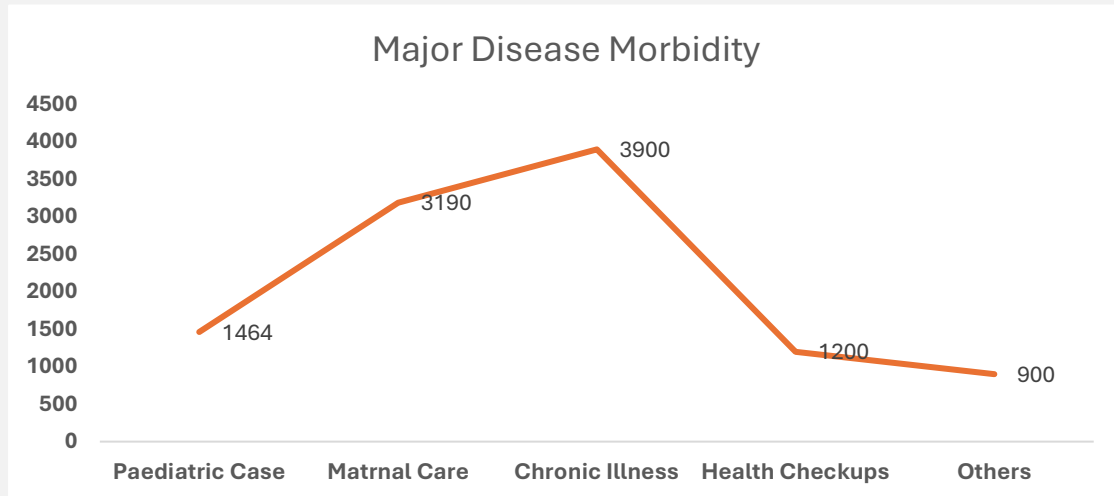
**7,053** were **female** and **3,601** were meaning that nearly two-thirds <sup>3000</sup> (66.2%) of all patients served were women. This significant gender distribution not only reflects the project's inclusive approach but also underscores its role in improving healthcare access for women in underserved communities—particularly for maternal health and chronic conditions often neglected in rural settings.



Patient volume varied month to month, with the highest turnout in January 2025, when 2,845 individuals received treatment. December and February also saw high attendance, with 2,326 and 2,341 patients respectively. Attendance dropped in March (1,470 patients) and April (1,672 patients), largely due to seasonal factors such as agricultural workloads and Ramadan, during which daytime activity in these communities typically declines.

## Major Morbidity

From December 2024 to April 2025, the Clinic on Wheels project treated a wide range of health issues, with chronic illnesses being the most common, affecting **3,900 patients**. **Maternal care** followed closely, with **3,190** women receiving **antenatal and postnatal services**. Pediatric cases totaled **1,464**, mostly for common infections. Additionally, **1,200** patients came for **general health checkups**, and 900 were treated for other conditions such as skin issues and minor injuries. These figures reflect the high demand for chronic and maternal health services in underserved rural areas.



## Monthly Updates

### November

In November 2024, the Clinic on Wheels project began with a strong focus on identifying the communities most in need of healthcare. The location selection process was rigorous and data-driven—prioritizing areas with limited or no health facilities, poor accessibility, high population density, and widespread financial hardship. Field visits were conducted to assess real conditions on the ground, ensuring that only the most underserved sites were chosen. These included ten locations across **Tangail, Mymensingh, Jamalpur, and Sherpur districts**. Alongside this, the project team **recruited medical staff, procured supplies, printed materials, and arranged transport** to prepare for full-scale operations.

**December**

Clinic on Wheels has provided outdoor medical services, such as general check-ups, maternal care, pediatric care, NCD care, etc. in the mentioned areas. A total of **2326** patients were served in December 2024. The number of patients is distributed according to the area and gender are given below-

Serial No.	Area	Number of patients	Gender	
			Male	Female
1	Sushua community clinic (Chor Sushua Government Primary School), East-North Sushua	249	82	167
2	Asatunnesa Dakhil Madrasa, South Sushua	190	65	125
3	East Ramail Government Primary School	250	104	146
4	Fakir Mainuddin High School, Basudebkol	225	70	155
5	Kaza, Gafargaon, Mymensingh	235	70	165
6	Satarbari, Gafargaon, Mymensingh	220	92	128
7	Tulshirchor Union, Jamalpur Sadar	243	94	149
8	Laxmirchor Union, Jamalpur Sadar	259	105	154
9	Bilashpur Dakhil Madrasa, Jhinaigati Thana	230	84	141
10	Rangtia High School, Jhinaigati Thana	225	86	144
	<b>Total</b>	<b>2326</b>	<b>852</b>	<b>1474</b>



### January

A total of **2845** patients were served in January 2025. The number of patients is distributed according to the area and gender are given below-

Serial No.	Area	Number of patients	Gender	
			Male	Female
1	Sushua community clinic (Chor Sushua Government Primary School), East-North Sushua	252	81	171
2	Asatunnesa Dakhil Madrasa, South Sushua	247	87	160
3	East Ramail Government Primary School	189	76	113
4	Fakir Mainuddin High School, Basudebkol	199	67	132
5.1	Kaza, Gafargaon, Mymensingh	168	62	106
5.2	Kaza, Gafargaon, Mymensingh	305	133	172
6	Satarbari, Gafargaon, Mymensingh	274	106	168
7.1	Tulshirchor Union, Jamalpur Sadar	210	66	144
7.2	Tulshirchor Union, Jamalpur Sadar	161	51	110
8.1	Laxmirchor Union, Jamalpur Sadar	232	83	149
8.2	Laxmirchor Union, Jamalpur Sadar	189	80	109
9	Bilashpur Dakhil Madrasa, Jhinaigati Thana	246	70	176
10	Rangtia High School, Jhinaigati Thana	173	50	123
	<b>Total</b>	<b>2845</b>	<b>1012</b>	<b>1833</b>

### February

A total of 2341 patients were served in February 2025. The number of patients is distributed according to the area and gender are given below-

Serial No.	Area	Number of patients	Gender	
			Male	Female
1	Sushua community clinic (Chor Sushua Government Primary School), East-North Sushua	230	78	152
2	Asatunnesa Dakhil Madrasa, South Sushua	137	45	92
3	East Ramail Government Primary School	207	72	135
4	Fakir Mainuddin High School, Basudebkol	235	67	168
5	Kaza, Gafargaon, Mymensingh	228	86	142
6	Satarbari, Gafargaon, Mymensingh	141	40	101
7	Tulshirchor Union, Jamalpur Sadar	147	57	90
8	Laxmirchor Union, Jamalpur Sadar	207	65	142
9.1	Bilashpur Dakhil Madrasa, Jhinaigati Thana, Sherpur	199	61	138
9.2	Bilashpur Dakhil Madrasa, Jhinaigati Thana, Sherpur	253	94	159
10.1	Rangtia High School, Jhinaigati Thana, Sherpur	187	63	124
10.2	Rangtia High School, Jhinaigati Thana, Sherpur	170	58	112
	<b>Total</b>	<b>2341</b>	<b>786</b>	<b>1555</b>

### March

A total of **1470** patients were served in March 2025. The number of patients is distributed according to the area and gender are given below-

Serial No.	Area	Number of patients	Gender	
			Male	Female
1	Sushua community clinic (Chor Sushua Government Primary School), East-North Sushua	173	52	121
2	Asatunnesa Dakhil Madrasa, South Sushua	105	37	68
3	East Ramail Government Primary School	135	35	100
4	Fakir Mainuddin High School, Basudebkol	206	69	137

<b>5</b>	Kaza, Gafargaon, Mymensingh	142	38	104
<b>6</b>	Soterobari, Gafargaon, Mymensingh	107	31	76
<b>7</b>	Tulshirchor Union, Jamalpur Sadar	156	46	110
<b>8</b>	Laxmirchor Union, Jamalpur Sadar	143	41	102
<b>9</b>	Bilashpur Dakhil Madrasa, Jhinaigati Thana, Sherpur	150	49	101
<b>10</b>	Rangtia High School, Jhinaigati Thana, Sherpur	153	48	105
	<b>Total</b>	<b>1470</b>	<b>446</b>	<b>1024</b>

### April

A total of **1672** patients were served in April 2025. The number of patients is distributed according to the area and gender, as given below-

Serial No.	Area	Number of patients	Gender	
			Male	Female
<b>1</b>	Sushua community clinic (Chor Sushua Government Primary School), East-North Sushua	151	49	102
<b>2</b>	Asatunnesa Dakhil Madrasa, South Sushua	133	35	98
<b>3</b>	East Ramail Government Primary School	153	36	117
<b>4</b>	Fakir Mainuddin High School, Basudebkol	140	48	92
<b>5</b>	Kaza, Gafargaon, Mymensingh	150	54	96
<b>6.1</b>	Soterobari, Gafargaon, Mymensingh	147	52	95
<b>6.2</b>	Soterobari, Gafargaon, Mymensingh	131	41	90
<b>7</b>	Tulshirchor Union, Jamalpur Sadar	161	35	126
<b>8</b>	Laxmirchor Union, Jamalpur Sadar	183	62	121
<b>9.</b>	Bilashpur Dakhil Madrasa, Jhinaigati Thana, Sherpur	163	38	128
<b>10.</b>	Rangtia High School, Jhinaigati Thana, Sherpur	157	55	102
	<b>Total</b>	<b>1672</b>	<b>505</b>	<b>1167</b>

### Phase 2

Although **Phase 2** of the Clinic on Wheels project was scheduled to begin in May 2025, implementation was delayed due to the **peak harvesting season** and **heavy rainfall** that led to localized **flooding** in several target areas. These conditions made it logistically difficult and unsafe to organize mobile medical camps during **May and June**. During this period, the project team

shifted its focus to essential back-end tasks such as finalizing Phase 1 **reporting, updating patient records and data entries, procuring medicines and medical supplies**, and strengthening operational planning. This preparatory work ensured that the project remained on track despite the temporary suspension of field activities. Camps successfully resumed in **July 2025**, and the team is confident that the targeted number of camps and patients will be achieved by the end of December 2025, as per the project plan.

### July 2025

In July 2025 marked the **official launch of Phase 2** of the **Clinic on Wheels project**, extending the successful pilot into a new six-month cycle (July – December 2025). Building on the achievements and lessons learned from Phase 1, this phase began with renewed emphasis on improving service quality, reporting systems, enhancing accessibility for remote island communities, and deepening maternal and child health care services.

**In July 2025**, Clinic on Wheels was a busy month, reports Dr. Belayet, Lead doctor. The team served a higher number of patients, **2738**, more than the average amount usually seen in month. Dr. Belayet said:

*“This month was rewarding as patient numbers increased, with most being returning patients and many new ones referred by family and neighbors. I feel proud and fulfilled.”*



Serial No.	Area	District	# of patients	Gender	
				Male	Female
1.	Sushua community clinic, East-North Sushua	Tangail	170	68	102
2.	Asatunnesa Dakhil Madrasa, South Sushua	Tangail	145	69	76
3.	East Ramail Government Primary School	Tangail	210	62	148
4.	Fakir Mainuddin High School, Basudebkol	Tangail	275	102	173
5.	Gobindopur Primary School, Gobindopur	Tangail	347	159	188
6.	Kaza, Gafargaon, Mymensingh	Mymensingh	203	89	114
7.	Soterobari, Gafargaon, Mymensingh	Mymensingh	309	109	200
8.	Tulshirchor Union, Jamalpur Sadar	Jamalpur	287	91	196
9.	Laxmirchor Union, Jamalpur Sadar	Jamalpur	276	93	183
10.	Bilashpur Dakhil Madrasa, Jhenaigati Thana.	Sherpur	223	82	141
11.	Surihara Gov't Primary School, Jhenaigati	Sherpur	293	89	204

### August 2025

A total of 11 camps were conducted during August 2025. A total of **3281** patients were served in August 2025. The number of patients distributed according to the area and gender is given below-

Serial No.	Area	Number of patients	Gender	
			Male	Female
1.	Sushua community clinic (Chor Sushua Government Primary School), East-North Sushua	243	85	158
2.	Asatunnesa Dakhil Madrasa, South Sushua	170	67	103
3.	East Ramail Government Primary School	151	53	98
4.	Fakir Mainuddin High School, Basudebkol	312	101	211
5.	Gobindopur Primary School, Gobindopur	391	133	258
6.	Kaza, Gafargaon, Mymensingh	307	94	213
7.	Soterobari, Gafargaon, Mymensingh	411	124	287
8.	Tulshirchor Union, Jamalpur Sadar	303	91	212
9.	Laxmirchor Union, Jamalpur Sadar	312	99	213
10.	Bilashpur Dakhil Madrasa, Jhenaigati Thana, Sherpur	308	87	221
11.	Surihara Gov't Primary School, Jhenaigati Thana, Sherpur	373	135	238

### Management Arrangements

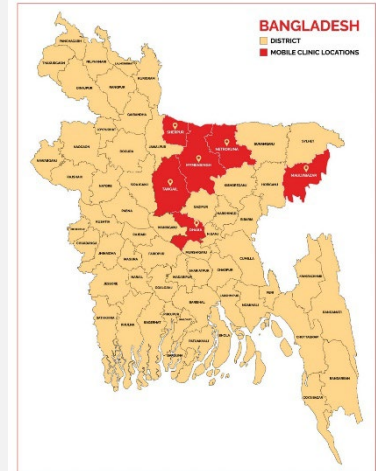
To keep the project running smoothly, the Clinic on Wheels team followed a clear and practical routine. At the beginning of each month, routes were carefully planned so the mobile clinic could reach communities on time. Operating from its base in Uttara, Dhaka, the team traveled daily to remote areas, sometimes staying overnight when needed to cover longer distances.

Before each camp, local leaders and volunteers helped spread the word and register patients in advance. During the camps, the team collected prescription data by hand, which was later uploaded to a cloud system at the Dhaka office—an approach that works for now, though real-time entry is a future goal.

Local volunteers also played a key role in keeping things organized. They were trained to help manage the crowd, guide patients, and support the medical staff, building both trust and local capacity in the process.

## Location

Assessing areas with limited health facility access. Considering population size and financial hardship of residents. Conducting physical visits to assess real ground conditions. Finalizing 10 key locations across Tangail, Mymensingh, Jamalpur, and Sherpur districts. Locations are as follows:



<b>Tangail</b>	<ul style="list-style-type: none"> <li>• Sushua community clinic</li> <li>• Asatunnesa Dakhil Madrasa</li> <li>• East Ramail Government Primary School</li> <li>• Fakir Mainuddin High School, Basudebkol</li> </ul>
<b>Mymensingh</b>	<ul style="list-style-type: none"> <li>• Gafargaon – 1, Mymensingh</li> <li>• Gafargaon – 2, Mymensingh</li> </ul>
<b>Jamalpur</b>	<ul style="list-style-type: none"> <li>• Tulshirchor Union,</li> <li>• Laxmirchor Union,</li> </ul>
<b>Sherpur</b>	<ul style="list-style-type: none"> <li>• Bilashpur Dakhil Madrasa, Jhinaigati Thana</li> <li>• Rangtia High School.</li> </ul>

## Outputs, Outcomes, and Results Achieved to Date

<b>Indicator</b>	<b>Target</b>	<b>Achieved so far</b>
<b>Number of camps organize</b>	11 camps per month	80 camps organized
<b>Number of patients served monthly</b>	3000 patients per month	A total of 16,673 patients served till August (75% of target)
<b>Service types provided</b>	Emergency Care, General & Maternal Health, NCD care, Health checkup	Achieved consistently
<b>Volunteer and Community mobilization</b>	At each camp site	Achieved
<b>Medicine distribution</b>	Primary free medicine provided per patient	Achieved
<b>Data Preservation</b>	Data are being collected online for each patient	Achieved

## Key Outcomes

- Access to healthcare significantly improved in 10 rural locations.
- Health awareness promoted through regular patient interaction.
- Community trust and participation increased, though prescription and documentation compliance require further efforts.

## Risks encountered and how they were managed

Challenges	Management Strategy
Missing patient records (NID, phones)	Volunteer-led awareness, motivational talks at camps.
Bad weather (fog, rain)	Early departures, flexible rescheduling.
Roadblocks/protests	Real-time rerouting and coordination with local contacts.
Data entry challenges	Manual data preservation: future move to mobile data upload planned
Low follow-up on lab investigations	Counseling and emphasis on follow-up during camps.
Power outages	Prioritizing morning sessions: portable power sources planned.
Reduced turnout (cultivation, Ramadan)	Adjusted camp times, expanded community mobilization.
Peak harvesting season and localized flooding	Temporary pause implementing camps and remained active with reporting and other back end works and resumed activity from July 25

## Media links:

1. [CoW Project Documentary](#)
2. [Patient Data](#)
3. [Photos from camps](#)
4. [CoW Videos](#)
5. [CoW Reels](#)
6. [Raw Videos](#)
7. [High Resolution Photos](#)
8. [More Photos](#)