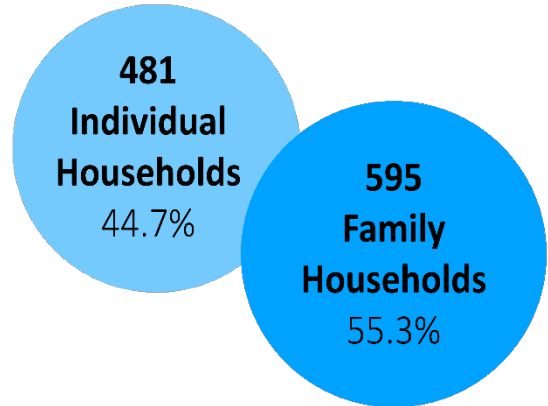


Emergency Financial Assistance Participants Served in 2025

Households Served

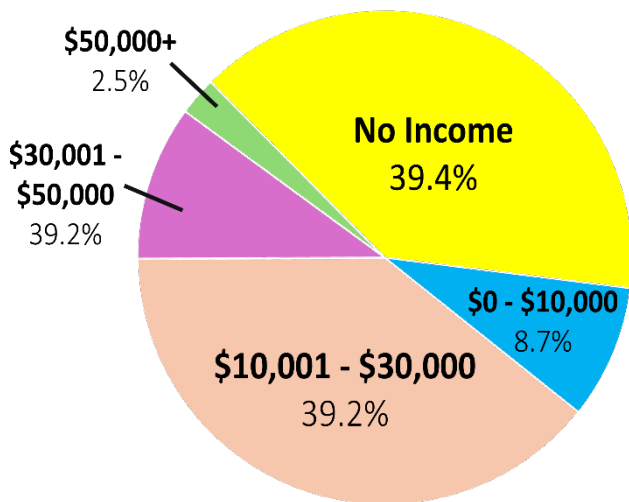
EDEN received federal grants to distribute emergency financial assistance to those who were at risk of losing their housing (ARPA) and those who were financially impacted by the COVID pandemic (ERA 2). These grants were supplemented with funds from the ADAMHS Board, the MHARS Board of Lorain County, OHMAS/Stepping Up, Healthy Lakewood, and the Norfolk Southern Foundation.

In 2025, EDEN distributed \$4,599,637 in emergency financial assistance to 1,076 households/2,410 individuals
44.7% of households are individuals; 55.3% are families of 2 or more



Income Level

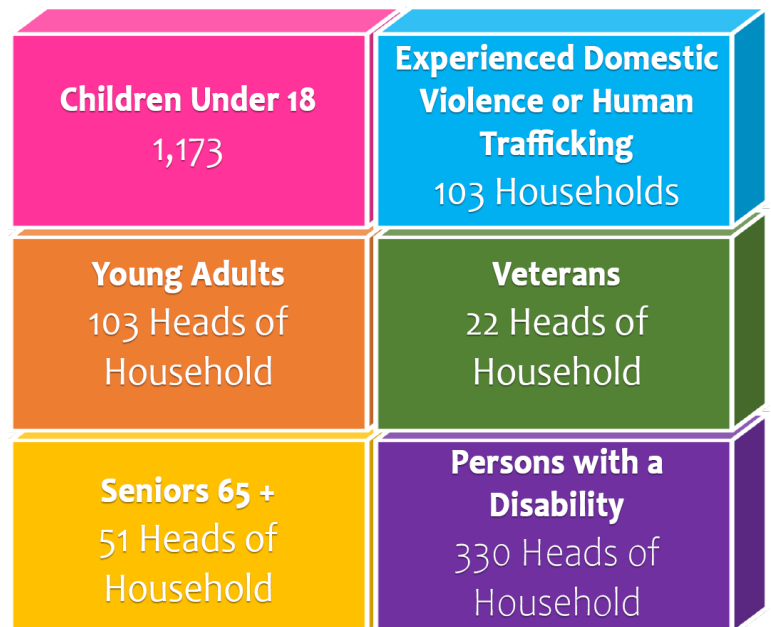
88.9% of households earned less than 50% of the Area Median Income



No Income	424
\$0 - \$10,000	94
\$10,001 - \$30,000	422
\$30,001 - \$50,000	109
\$50,000 +	27

Special Populations

EDEN provides housing services for typically under-served populations

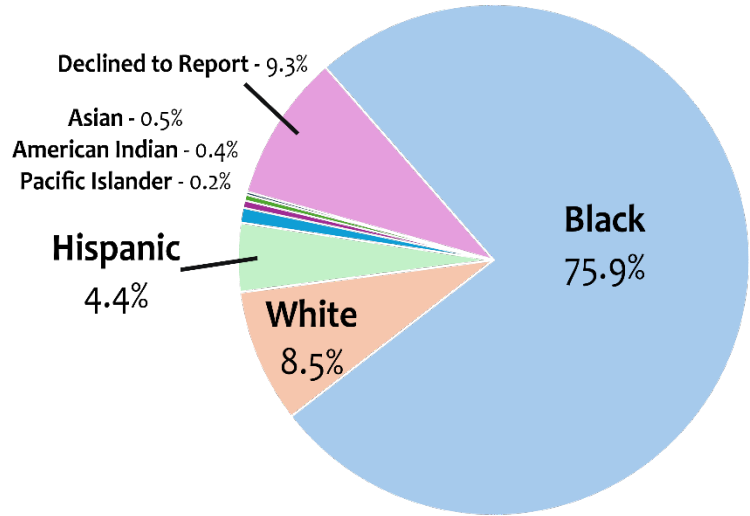


Emergency Financial Assistance Participants Served in 2025

Ethnicity & Race

Heads of Household

Ethnicity/Race	
American Indian/Alaska Native	4
Asian/Asian American	5
Black/African American	817
Hispanic	47
Native Hawaiian/Pacific Islander	2
White	91
Multi-Racial	10
Declined to Report	100



Age Range

797 Heads of Household

Age Range	Count	%
Young Adult	103	9.6%
Adult	918	85.3%
Senior 65 and Over	51	4.7%
Declined to Report	4	0.4%

Dependent Children

Age Range	Count	%
Child Under 18	1,173	48.7%

Gender

Heads of Household

Gender	Count	%
Man	286	26.6%
Woman	777	72.2%
Transgender	10	0.9%
Non-Binary	1	0.1%
I do not know	1	0.1%
Declined to Report	1	0.1%

Sexual Orientation

Heads of Household

Orientation	Count	%
Heterosexual	822	76.4%
Homosexual	45	4.2%
Bisexual	16	1.5%
Pansexual	1	0.1%
Questioning/Not Sure	3	0.3%
Declined to Report	189	17.6%