

2013



DONOR IMPACT REPORT



Accomplishments

Dear Friends,

Thanks to your generosity, we celebrated 2013 with the largest graduating class in our history – 156 students who achieved their dream of a high school diploma. We salute our graduates for their dedication and perseverance through their school years – often against tremendous odds. We honor their families for their commitment to their children's education. And we are grateful for each of you – without your kindness and generosity our work would not be possible.

In 2013 our revenues grew to \$4.26 million. As always we strive to spend every dollar you invest in our programs wisely, with more than 82% spent directly on programs that served 3,104 students and their families. Please know that we remain hard at work, planning for the future and running a growing organization as we believe you would want it run.

Thank you for your generous financial support,



Shari Blindt
Executive Director

3,104

^
No. of students in preschool
through university

13,347

^
No. of medical visits & checkups
provided to our families

12,939

^
No. of visits to the library

9,690

^
No. of letters written by
students to their sponsors

6,354

^
No. of social work visits with
families who partner with
Common Hope

38

^
No. of homes built for
families by Common Hope
staff and volunteers

20,099

^
No. of prescriptions filled

Financials

OPERATING REVENUE

	2012	2013
Sponsorship	\$1,745,499	\$1,799,178
Gifts from Individuals	\$954,324	\$1,085,999
Gifts from Organizations	\$1,426,674	\$1,210,512
Other Revenue	\$43,866	\$163,197
TOTAL OPERATING REVENUE	\$4,170,383	\$4,258,886

OPERATING EXPENSES

Program Services		
Education	\$1,766,708	\$1,831,878
Family & Community Development	\$861,877	\$870,801
Health Care	\$518,161	\$495,654
Housing	\$202,428	\$202,483
TOTAL PROGRAM SERVICES	\$3,349,174	\$3,400,816
Management & General	\$384,523	\$466,031
Fundraising	\$266,882	\$292,762
TOTAL OPERATING EXPENSES	\$4,000,579	\$4,159,609

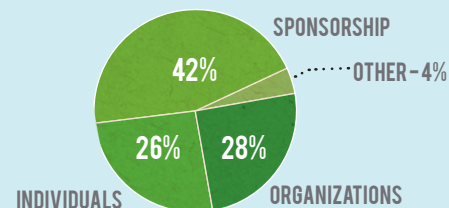
NET ASSETS

Operating Revenue Less Operating Expenses	\$169,804	\$99,277
Non-Operating Activity*	\$17,143	\$127,158
INCREASE, DECREASE IN NET ASSETS**	\$186,947	\$226,435
NET ASSETS, BEGINNING OF YEAR	\$5,641,095	\$5,828,042
NET ASSETS, END OF YEAR	\$5,828,042	\$6,054,477

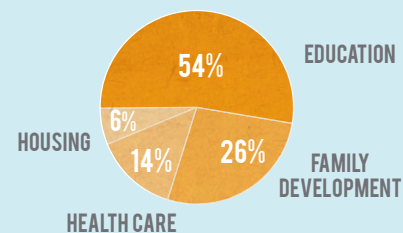
*Non-Operating Activity reflects changes in the value of investments and gains/ (losses) from the sale of fixed assets.

Common Hope is a 501(c)(3) not-for-profit corporation founded in 1986 and is audited annually. Our complete financial statements, audited by Boulay, Heutmaker, Zibell LLP, are available on our website.

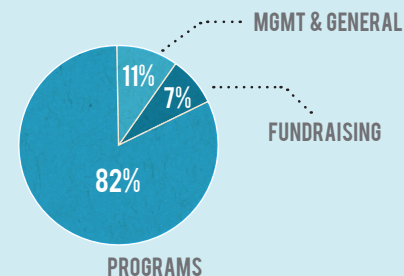
Sources Of Revenue



Program Expenses



Use of Funds



US » Common Hope

PO Box 14298
1400 Energy Park Dr., Ste 23
St. Paul, MN 55108

phone 651.917.0917

^

FIELD » Familias de Esperanza

Km 2, Carretera a San Juan
Antigua, Sacatepequez 03901
Guatemala

www.commonhope.org

^

Common Hope's mission is to promote hope and opportunity in Guatemala, partnering with children, families, and communities who want to participate in a process of development to improve their lives through education, housing, and health care.

^

Executive Board

Kathy Longo
Chair

Tom Joyce
Vice Chair

Kathy Paden
Secretary

Dave Heider
Treasurer

Mary Capozzi
Gary Doten
Robert Fafinski, Jr.
James Hatch
Bill Huebsch
Amalia
Moreno-Damgaard
Laura Ness
Shaun Nugent

^

Pete Regnier
Tom Sullivan
Peter Taunton

OUR FOUNDERS

The Huebsch Family

HONORARY BOARD**Arizona**

Ron Kelly

California

Sandy Smith
Gerry Morrison

Illinois

Mary Pasquinelli
Joe Shank
Leslie Shank

Minnesota

Stan Amidon
Annette Atkins
Ann Bloomquist
Eric Bloomquist
Kim Culp
Barbara Kopp
Jim McDonald
Mike Menzel
Dick Palen
Greg Palen
Glen Taylor
John Watson

New York

Greg Scherer
Linda Scherer
Dean Vought

U.S. Virgin Islands

Larry Meyer
Peggy Meyer

PRIMARY CONTACTS

Shari Blindt

Executive Director

Peg Fourré

Development Director

Lynn Brysiewicz
Director of Finance & Administration

Jeff Smith

Director of Strategic Relationships