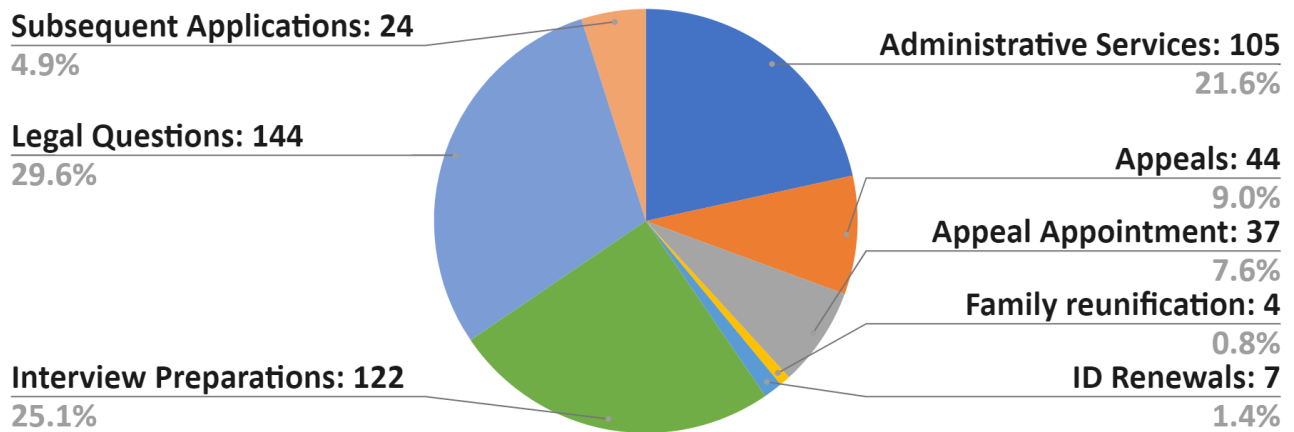


STATISTICS JANUARY TO JUNE 2022

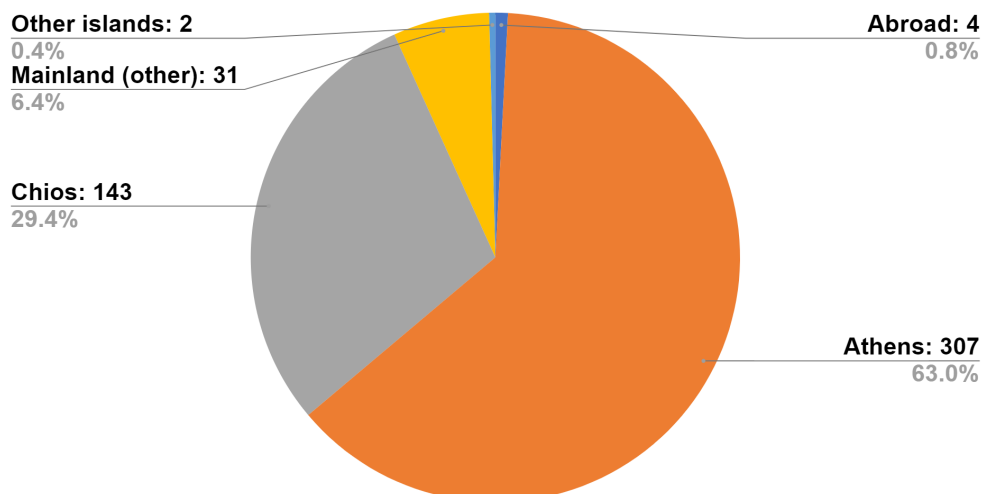
CONSULTATION BREAKDOWN

FROM 487 CONSULTATIONS



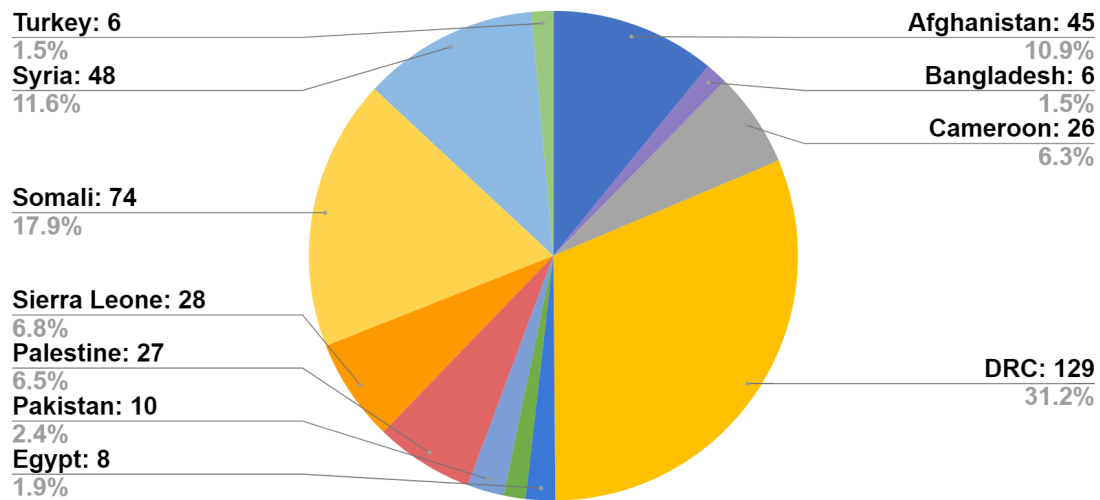
LOCATION CLIENTS

FROM 487 CONSULTATIONS



NATIONALITY BREAKDOWN

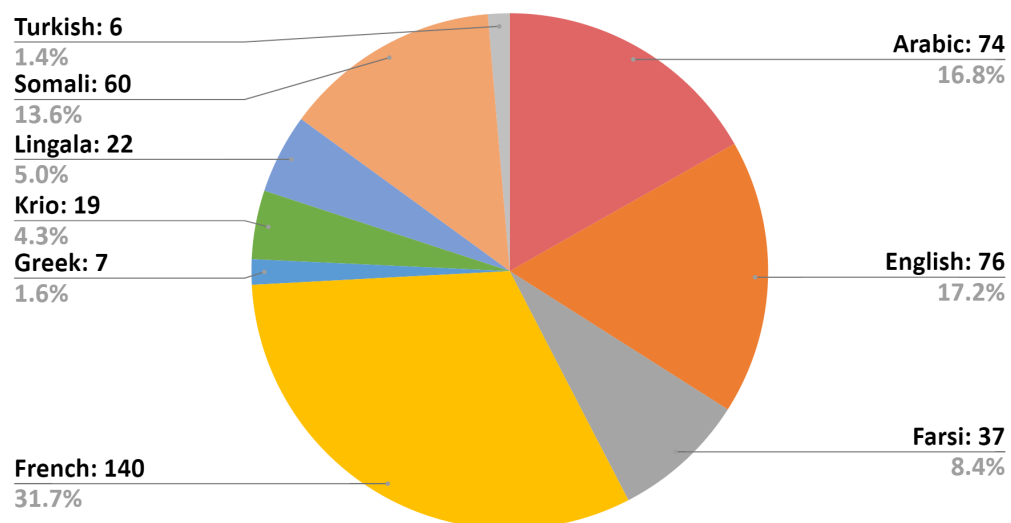
FROM A TOTAL OF 456 PEOPLE ACROSS ALL AGE GROUPS



+ Burundi: 1 - Congo: 3 - Côte d'ivoire: 2 - Djibouti: 1 - Eritrea: 2 - Ethiopia: 2 - Guinea: 4 - India: 2 - Iran: 5 - Iraq: 2 - Mali: 1 - Niger: 1 - Nigeria: 2 - Senegal: 3 - Gambia: 5 - Togo: 2 - Yemen: 5

LANGUAGE BREAKDOWN

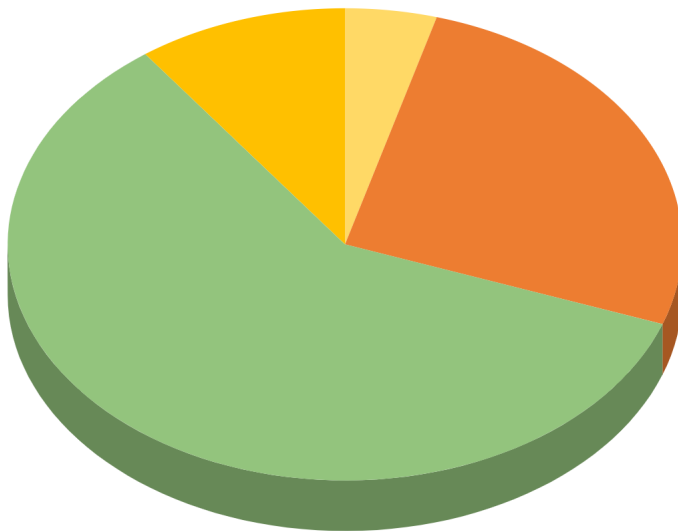
FROM 456 PEOPLE ACROSS ALL AGE GROUPS AND LANGUAGE THEY SPOKE AT CONSULTATIONS



+ Amharic: 3 - Bangla: 1 - Bengali: 1 - Dari: 2 - Pashto: 3 - Punjabi: 2 - Soninke: 1 - Swahili: 1 - Urdu: 1

FAMILY COMPOSITION BREAKDOWN

FROM A TOTAL OF 456 PEOPLE



- 20 people attended as part of a Family with No Children
- 119 people attended as part of a Family with Children
- 271 people attended as individuals
- 46 people attended as part of a Single Parent Family

GENDER BREAKDOWN

FROM A TOTAL OF 271 INDIVIDUALS

