

# Project Baon –Brgy. San Luis (Feb-July 2022) Program Report

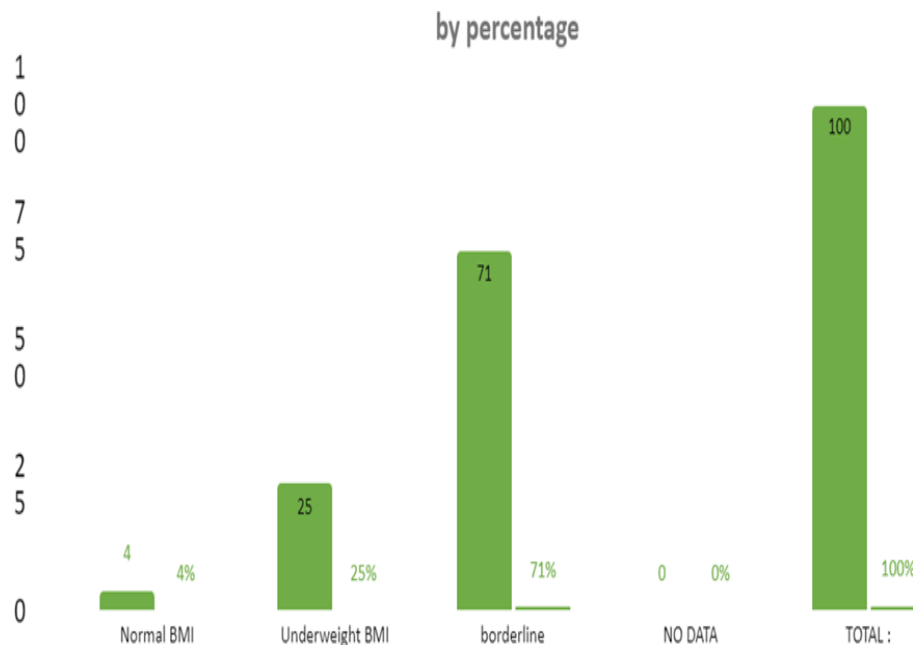


Reach Out Feed Philippines  
Feed Nourish Empower



# Baseline data (February 2022)

By Weight Classification		
Februrary 2022		
		%
Normal BMI	4	4%
Underweight BMI	25	25%
borderline	71	71%
NO DATA	0	0%
TOTAL :	100	100%

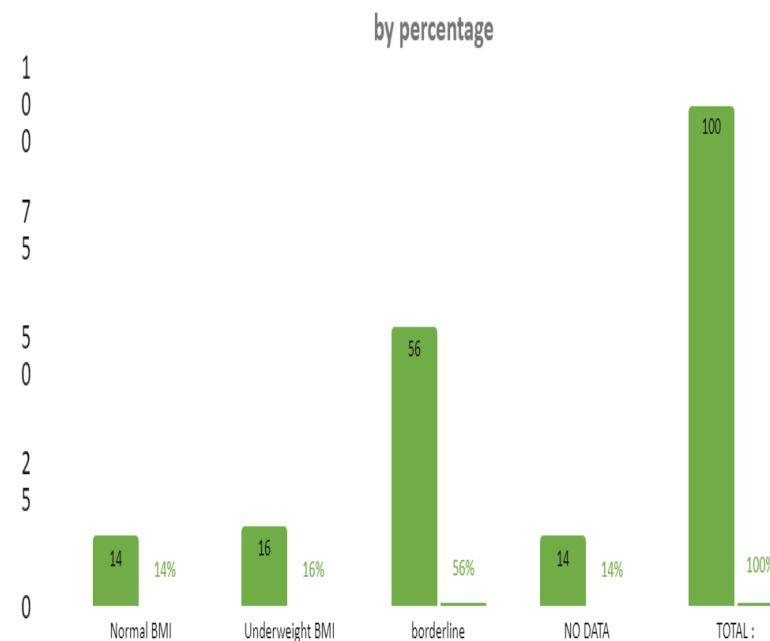


## HIGHLIGHTS :

- At the start of the program, only 4% of the beneficiaries had a Normal weight classification based on their while 25% are underweight and 71% are in the borderline category

# March 2022

By Weight Classification		
March 2022		
		%
Normal BMI	14	14%
Underweight BMI	16	16%
borderline	56	56%
NO DATA	14	14%
TOTAL :	100	100%

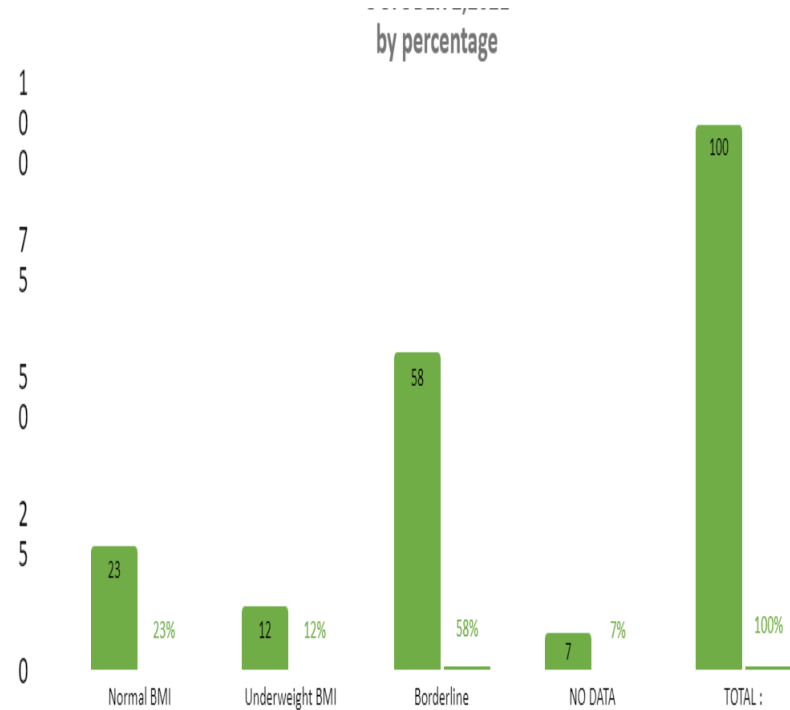


## HIGHLIGHTS :

- After 4 weeks, the number of beneficiaries with Normal weight classification increased from 4 to 14
- The number of underweight beneficiaries decreased from 25 to 16

# June 2022

By Weight Classification		
June 2022		
		%
Normal BMI	23	23%
Underweight BMI	12	12%
Borderline	58	58%
NO DATA	7	7%
TOTAL :	100	100%

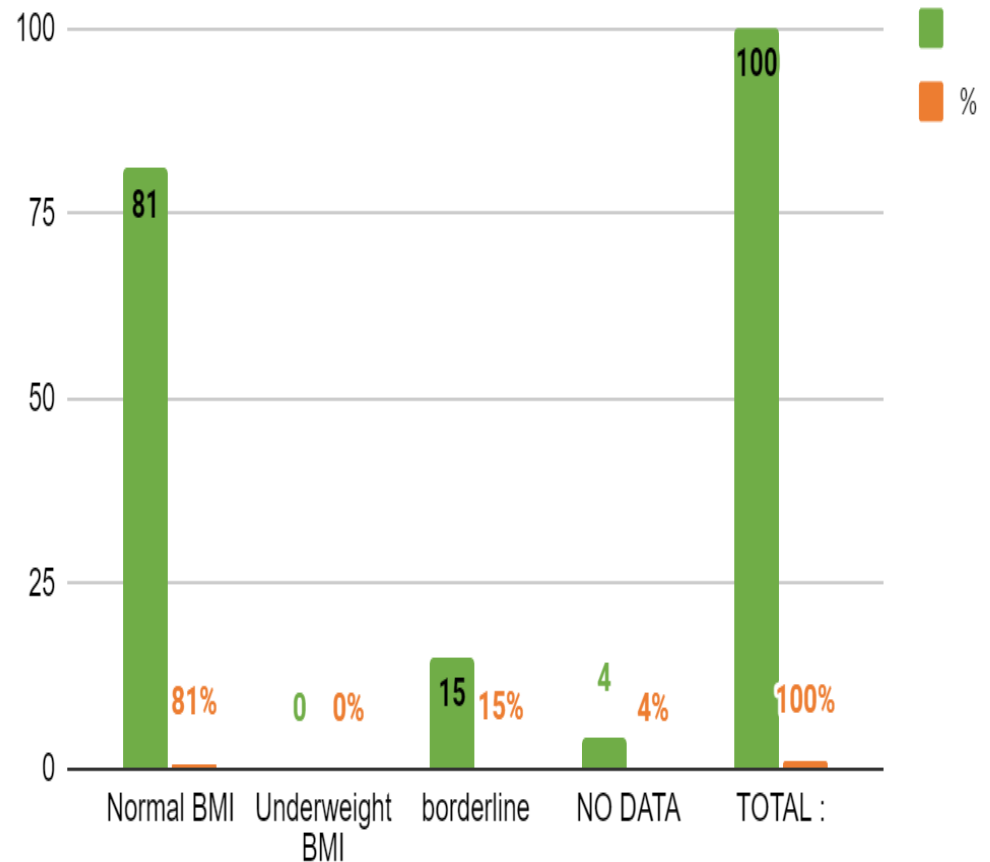


## HIGHLIGHTS :

- After 8 weeks, the number of beneficiaries with Normal weight classification increased from 4 to 23
- The number of underweight beneficiaries decreased from 25 to 12

# July 2022

By Weight Classification		
July 2022		
		%
Normal BMI	81	81%
Underweight BMI	0	0%
borderline	15	15%
NO DATA	4	4%
TOTAL :	100	100%



# Baseline data (February 2022) vs July 2022

By Weight Classification		
February 2022		
		%
Normal BMI	4	4%
Underweight BMI	25	25%
borderline	71	71%
NO DATA	0	0%
TOTAL :	100	100%

By Weight Classification		
July 2022		
		%
Normal BMI	81	81%
Underweight BMI	0	0%
borderline	15	15%
NO DATA	4	4%
TOTAL :	100	100%

## HIGHLIGHTS :

- At the end of the program, the number of beneficiaries with a Normal weight classification increased from 4 to 81
- Decrease in number of UNDERWEIGHT Beneficiaries from 25 to 0 beneficiaries
- The number of beneficiaries in the borderline–underweight category also decreased from 71 to 15 at the end of the program