

**BASELINE SURVEY OF RURAL KAYUNGA
SUB COUNTY IN KAYUNGA DISTRICT
(BUTAKOOLA VILLAGE A CASE STUDY).**

Carried out in June 2009.

CONDUCTED BY:

**BUTAKOOLA VILLAGE ASSOCIATION FOR DEVELOPMENT
(BUVAD_2000)**



**A COMMUNITY BASED ORGANISATION
(CBO)**

LOCATED IN KAYUNGA SUB COUNTY OF KAYUNGA DISTRICT

IN

UGANDA (EASTERN AFRICA)

TABLE OF CONTENTS

1.0 INTRODUCTION	
1.1 BUVAD_2000 background	1
1.1.1 BUVAD_2000 Mission and Vision	2
1.1.2 Organization programs	2
1.1.3 Existing projects	2
1.1.4 Institutional support	3
1.1.5 Organization strategic objectives	3
1.1.6 Organization basic working principles	4
1.1.7 Target group beneficiaries	5
1.1.8 BUVAD_2000 staffing	5
1.1.9 Organization structure	5
2.0 BASELINE SURVEY	
2.1 Goal	5
2.2 Objectives	5
2.3 Methodology	6
3.0 BACKGROUND OF CASE STUDY AREA	
3.1 Demography	7
3.2 Topography	7
3.3 History of the area	7
3.4 Level of Non Governmental Organization Intervention	8
4.0 DISCUSSION OF RESULTS BASING ON CATEGORIES	
4.1 Family status	8
4.1.1 Age ratio	8
4.1.2 Education level	9
4.1.3 Income levels	10
4.1.4 Nutrition levels	10
4.1.5 Staple food of the area	11
4.1.6 Premise status	11
4.2 Community Development	12
4.2.1 Transport analysis	12
4.2.2 Means of communication	13
4.2.3 Visits to health centres OR hospitals for treatment	13
4.3 Water and Sanitation	14
4.4 Environmental conservation	15
4.5 Standard of living	15
4.6 Child protection	17
4.7 Income Generating Activities	19
4.8 Desired training skills	21
5.0 EVALUATION	
5.1 Ideology	22
5.2 Methodology	22
6.0 BIBLIOGRAPHY AND ACKNOWLEDGEMENTS	23
7.0 LIST OF ACRONYMS (Appendix)	23

CONTACT US:

The chief Executive officer BUVAD_2000
 Mr. Ssemutumba Stephen
 P.O.Box 49 Bulenga
 Kampala Uganda (E.A)
 Email: buvad_2000@yahoo.co.uk

OR

UK contact:
 Mr. Mark David Fry
 Email: markdavidfry@hotmail.com

OR

USA contact:
 Mr. John Haley
 Email: jhaley1@gmail.com

OR

The Program coordinator BUVAD_2000
 Email: buvad2000@gmail.com

CHAPTER 1

1.0 Introduction

1.1 BUHAD_2000 background

Butakoola Village Association for Development (BUHAD_2000) is a registered not for profit but for community service organization registered under the Gender and Culture Department of Kayunga District as a Community Based Organization (CBO) operational in Kayunga Sub County.

BUHAD_2000 was founded in the year 2000 as an initiative of a few concerned local youths who, upon realizing the challenges that their community always faced, undertook numerous sensitizations by the central government and were prompted to set up an association. The basis of this association was to collectively address the community and its needs for a better life.

The association struggled to realize intended goals, but oversaw successful activities like brick making for income generation, communal sensitization workshops on poverty eradication, and group farming for youths.

Due to the inability to fundraise and further these initiatives, the association lost track and strength. In 2006 one of the initial members of the association and a son of the area, Mr. Ssemutumba Stephen managed to secure volunteer technical support from an international volunteer from the UK. A new board to run the association was appointed in the same year 2006 and soon all the administrative structures and documentations were in place. BUHAD_2000 was registered with the Gender and Culture Department and started with a stronger background to carry out its operations. Since then, BUHAD_2000 has carried out its activities based on volunteer support of staff from various local and international sources based in and outside of Uganda.

Butakoola Village, the case study area of this baseline survey and origin of BUHAD_2000, is typical of rural areas of Kayunga Sub County. It is located in Bukolooto Parish, Kayunga Sub County in the Kayunga District of Uganda Eastern Africa, 50 miles away from the capital city Kampala. It is habited by 300 homes with a total population of 1,843 people.

Kayunga District has a total population of 294,613 people, of which 143,099 are male and 151,514 are female. 274,629 (93.3%) people of the District population dwell in rural areas. (2002 population census)

Currently the sex ratio is 95 males to 100 females and the population density is 213 persons per sq km.

Kayunga District has a cultural diversity of more than 52 tribes, some of which are from the neighboring countries like Rwanda, Burundi, Congo, Somalia, Kenya, Sudan, Tanzania and as far away as India.

1.1.1 BUVAD_2000 Mission and Vision

Vision: BUVAD_2000 dreams of an Improved standard of living for the people of Butakoola village, Kayunga Sub county, Kayunga District and Uganda as a whole.

Mission: BUVAD_2000 aims at promoting human values for people within Kayunga District in Uganda-East Africa so that they may realize their full potential towards development.

1.1.2 Organization Programmes:

- Improvement of the educational status of the people in the focal areas.
- Promoting the set up of income generating activities
- Improving the health services in the focal areas
- Women and child rights advocacy
- Establishing alternative sources of power (Solar, Biogas, and Thermal)
- Support and care for the Orphaned – Vulnerable Youths and Children
- Housing for the aged and Disadvantaged
- Water and Sanitation
- Micro Loan Programme
- Commercial agriculture
- Networking and partnership with related agencies
- Sunflower growing for cooking oil extraction

1.1.3 Existing projects:

Safe Water Supply and Sanitation program

The community of Butakoola Village with the assistance BUVAD_2000 and Mark, tested the water in the existing water pools, proving how dangerous it was for human consumption in terms of disease content, cleanness and hardness. Afterwards we managed to mobilize, dig and access soft, clean and safe water at a highland site.

Although BUVAD_2000 has not yet succeeded in getting donors to support the final stage (completion) of this project, we continue to pursue this cause.

Below are the photos of the Safe water Supply project in Butakoola Village;



Current water sources (water pools) above



Photo of Curious Kids at the new hand dug well trying out the improvised shadoof system (above)

1.1.4 Institutional support

BUVAD_2000 has received support from the following organizations;

- Warwick University of England
- Scouts Association of England
- Kyosiga Community Christian Association for Development (KACCAD) an NGO working in Wakiso District of Uganda.

Volunteers from over seas have also donated in all ways and these include;

- Mr Mark David Fry from UK
- Mr Jonas Orollog from Germany
- Miss Dorothee Ras from Switzerland
- Mr. John Haley from America

1.1.5 Organization strategic objectives:

- By the year 2013 BUVAD_2000 shall be a self-sustaining organization capable of paying staff salaries for its staff and all administrative costs. This shall be attained through establishment of organizational income generating projects bringing income to the people in all focal communities but at the same time generating income for the organization. BUVAD_2000 intends by 2013 to have set up a cooking oil extracting factory that shall extract cooking oil from the sunflower grown by the communities starting March 2010.
- By the year 2013 BUVAD_2000 shall have set up a well furnished community vocational skills training centre that shall train youths, adults and vulnerable youths as the key focal group in the following trades; Tailoring, Sewing, Embroidery, Crafts, Home economics, Catering, Cookery, Metal fabrication, Electrical installation, Carpentry, Brick laying and concrete practice, Music Dance and Drama, Art and Design, Hair dressing, English as a Second Language, basic business skills and any other that shall be deemed necessary by that period of time.
- BUVAD_2000 intends by 2013 to have constructed 72 hand dug wells in total. That is; 9 wells per parish of the 8 in Kayunga Sub County, as a strategy to combat the safe water problem in the Sub County.
- BUVAD_2000 intends by the year 2013 to have supplied solar power to 100 homes and 300 Lanterns to 150 homes in Kayunga Sub County.

- In the next five years 2009 to 2013 BUVAD_2000 intends to diversify community sources of income from sources that are currently unprofitable. This shall include; distribution of 150 zero grazer cattle, distribution of sunflower seeds to every farming home in Kayunga sub county interested in growing sunflowers for the community cooking oil extraction factory, conducting 200 training workshops in improved agricultural skills, supporting 150 piggery projects, supporting 150 goat rearing projects, supporting 150 poultry projects, encouraging the creation of community crafts making associations at village levels for women and helping to survey a market for these products, encouraging the formation of village based Savings and Credits schemes that will promote internal community savings and favourable lending terms to community members, and training active community members in vocational skills that will help them produce more profitable commodities and services to a bigger market in the country.
- In a bid to improve the levels of community health services, BUVAD_2000 intends by the year 2013 to have conducted 80 community sensitization workshops on primary health care, water and sanitation, HIV/AIDS prevention and care, nutrition and First Aid skills. BUVAD_2000 shall lobby external funding from all possible sources to help improve on the services of the Hospital by making more drugs and volunteer medical personnel available.
- By the year 2013 BUVAD_2000 shall have renovated 20 houses and constructed 40 toilets for the aged. Under the same program BUVAD_2000 shall be renovating the volunteer centre to paint, refurbish and install solar power in order for it to suit international volunteer standards and better suit our needs for a meeting centre.
- Under its program of childcare and support, BUVAD_2000 intends to support 120 OVC's with scholastic materials, school uniforms, and basic utilities. A minimum of 24 community sensitization workshops on child rights protection shall be conducted to educate the masses in Kayunga Sub County on avoiding child abuse and promoting child social welfare.
- BUVAD_2000 shall in the next five years continue to pursue its strategy of acquiring more partners and networking agencies both local and international. This will help build the capacity of the organization, enabling successful realization of its intended goals.
- Being a volunteer oriented organization, BUVAD_2000 intends by the year 2013 to have made the process of making the decision to become a volunteer as easy as possible. By 2013 BUVAD hopes to have had a steady stream of international volunteers working in the areas mentioned before.

1.1.6 Organization's Basic Working Principles:

- Transparency and proper maintenance of financial records
- Commitment to the Vision and Mission of its programmes
- Respect for humanity and advocating for its practice in all forums
- Networking with partner agencies that share a similar vision for the benefit of society
- Respect for donor partnership principles

1.1.7 Target Group Beneficiaries:

- Orphaned Vulnerable Children and Youths
- Women's groups
- Child Mothers
- Child headed families
- The aged and disabled
- Disadvantaged homesteads

1.1.8 BUVAD_2000 Staffing

BUVAD_2000 is a community run, volunteer staffed grass roots organization made up of local and international volunteers.

1.1.9 Organizational Structure

BUVAD_2000 is a Community based organization run by a Board of Governors and as the supreme body of the association, represents the views of its members. This comprises of: The Chairperson, The Vice – Chairperson, The Secretary, The Treasurer, The Public Relations Officer, The Secretary for Youth, and The Secretary for Development.

Under the Board of Governors are members of the volunteer staff that help spearhead the day to day running of association program activities; they are under the stewardship of the Chairman of the Board of Governors.

CHAPTER: 2

Baseline Survey

2.1 Goal

To evaluate the relevancy of the BUVAD_2000 programs and design an improved approach towards addressing the main obstacles to the development of Kayunga District in the next 5 years (2009 – 2013)

2.2 Objectives

- Assess the level of NGO intervention in Kayunga District
- Assess the level of local government intervention in Kayunga District towards addressing societal issues
- Design a new strategic direction for BUVAD_2000 for the next 5 years (2009 – 2013)
- Document information and develop video documentaries that shall be used as fundraising tools towards implementation of program activities
- Develop an internet website for the organization with up to date information
- Develop a document that shall be used as a basis of intervention and networking between BUVAD_2000, other NGO's and the people of Kayunga District and Uganda as a whole.

2.3 Methodology

Basis of the survey:

A typical rural community of Kayunga Sub County in Kayunga District was selected as the sample for this baseline survey and after consideration of several key factors Butakoola village was chosen as a case study area.

Approach:

- Open-ended questionnaire forms that would not stress the respondents' feelings were designed, suiting the informational needs of the survey and used as guidelines for each of the social workers, with assistance from the local council. An analysis and record of the collected information was kept in an organized manner for future reference.
- Still photo's and video coverage were shot to provide a good visual aid, backing up the surveyed information
- Printed booklets of the survey issued to all stakeholders in the development of Kayunga District and Uganda as a whole ranging from the local government to network NGO's (local and international)
- A new strategic direction for BUVAD_2000 in the next five years 2009 - 2013 was designed for a more profound approach to project implementation.



PHOTO OF ONE OF THE BUVAD_2000 VOLUNTEER SOCIAL WORKERS INTERACTING WITH SOME OF THE RESPONDENTS DURING THE BASELINE SURVEY EXERCISE

CHAPTER 3

Background of case study area

3.1 Demography

As identified in the population census of 2002, 93.3% of the populations in Kayunga District dwell in rural areas.

BUVAD_2000 chose to carry out its survey in Butakoola village, the origin of this organization and a typical rural setting within Kayunga Sub County, the focal area of this organization.

Kayunga Sub County has a population of 35,950 - most of whom already identified in the population census of 2002 dwell in rural areas. This justifies BUVAD_2000's major focus on rural areas of the Sub County. Butakoola Village, the case study area of this survey represents 5% of the Sub county population. Kayunga Sub County has 8 parishes, each of them having an average of 6 villages.

3.2 Topography

Butakoola village is a big, with an area of about 6 sq kms. It is bordered by the saline and corrosive waters of the Ssezibwa swamp in the south and is generally flat land with a few hilly areas. The Kampala –Mukono – Kayunga – Jinja highway, that has big potential for marketing crop produce from the area, borders it in the North.

The major income generating activity in the area is farming.

The feeder roads in the area are seasonal, which are muddy and impassable in the rain season and extremely dusty in the dry season.

3.3 History of the area

History has it that in the 1970's, Butakoola village like most rural areas of Kayunga Sub County, was one of the most fertile areas and hence one of the major sources of the District revenue in terms of taxes. A lot of food stuff, especially Bananas that was the staple food of the natives in the central region of Uganda, came from this area. Coffee, which was the chief cash crop of the country, was also harvested in large quantities from the area. Lorries wobbling with banana's and coffee bags could be seen to be coming from this area heading for the capital city Kampala.



PHOTO OF A BANANA WILT AFFECTED PLANT

As a result of several challenges, the area's fertility and income have drastically deteriorated. Some of these challenges include; the *banana wilt disease*, which has almost cleared the banana plant from the area, the coffee wilt disease that is drying the coffee plant and reducing output, lowered market prices for coffee beans, a loss of soil fertility due to climatic conditions resulting from uncontrolled tree cutting, increased population, land fragmentation, high disease prevalence, lack of knowledge about crop diversification, and low government intervention.

3.4 Level of Non Governmental Organizations' intervention.

Unlike some areas, Butakoola village, Kayunga Sub County and Kayunga District as a whole, have been less fortunate in receiving the NGO intervention that would help in bridging the gap left behind by an absence of government services. Most NGO's that have been the key stake holders in Uganda's development process have directed their efforts to the historically war torn Northern region. What we have seen for several years is a congestion of donations and NGO services to this area, while districts like Kayunga are overlooked and the situation for its residents worsen.

CHAPTER 4

Discussion of the results from the following categories: Family Status, Community Development, Water and Sanitation, Environmental Conservation, Standard of Living, Child Protection, Income Generating Activities (IGA's) and Desired Training Skills.

4.1 Family Status

4.1.1 Age ratio

Definition of category:

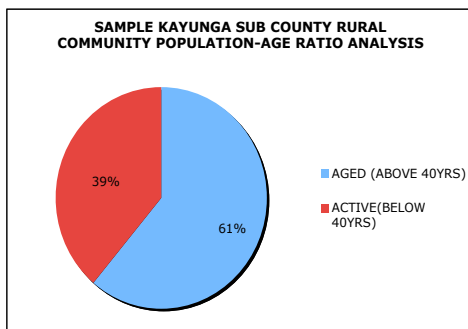
According to the survey standards, the age of 40 years was used to differentiate between active and inactive ages. The active age (40 years or below) is a person considered to be able to carry out heavy duty work at a fast rate without any problem while the inactive age (above 40 years) was one considered not to be able to carry out work at all or being able to carrying out work at a slowed pace due to deterioration in strength.

Current trends:

From the survey we discovered that 61% of the community was over the inactive age while only 39% were in the active age bracket, an indicator that many youths had migrated to urban areas to look for more economic options, others have passed away due to HIV/AIDS and others have gone to attend boarding schools.

This is typical of most rural communities of Kayunga Sub County.

Below is a chart showing this age ratio.



Change for the future:

According to survey findings, a big part of the actively aged population has migrated to urban areas in search of more economic options, rendering areas like those surveyed unproductive. As a result, the lowered output in the villages has led to an insufficient supply of agricultural produce in rural as well as urban areas. This has led to a steady hike in the price of foodstuffs in the country and has retarded the economic growth rate.

The technical team in this survey wishes for more NGO and government intervention in this area. Making it possible for people of a more productive age to return and make a living in the area of farming will also improve the country's agriculturally based economy. This can be done through the designation of strategic programs such as those recommended by BUVAD_2000.

4.1.2 Education level

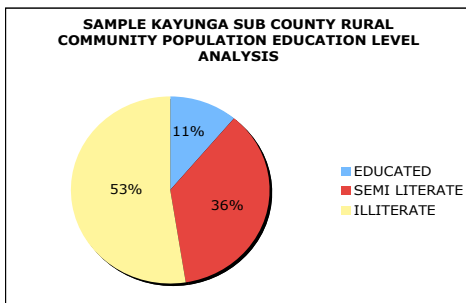
Definition of category:

The education level in this survey was subdivided into three categories: the illiterate, semi literate and educated. The illiterate were considered to be those that had not attended school at all or dropped out before primary seven, the semi illiterate were considered those that had gone beyond primary seven but had not acquired any profession while those that were considered educated were those that had acquired a skilled profession of any kind.

Current trends:

According to the survey, the biggest percentage in the area was illiterate, followed by the semi illiterate with the educated representing a very small percentage of the community.

Below is a chart representing this analysis.



Changes for the future:

BUVAD_2000 recommends that adult and youths training be established at community levels via tailor made programmes in variety of subjects such as: vocational skills, primary health care, improved agricultural skills, HIV/AIDS prevention and care, child care and protection, and water and sanitation skills. However, children also need to be supported in attaining better education through facilitating them and

their local schools. For example: having breakfast and lunch at school, scholastic materials including uniforms, household support, stocking school libraries and sick bays, ensuring sanitation in schools and sufficient supply of scholastic supplies.

On the same subject the respondents suggested the establishment of a community school to reduce the great distances made by the smaller children to access the Universal Primary Education Schools and also at higher institutions level to improve community productivity and output.

4.1.3 Income levels

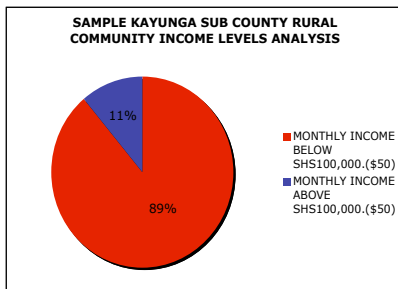
Definition of category:

The survey team subdivided this category into two income levels - those that earned Ushs 100,000 (\$50 USD) and above a month, and those that earned below Ushs 100,000 (\$50 USD) a month.

Current trends:

The team discovered that a big percentage of the respondents earned far below Ushs 100,000. Income levels of Ushs 5,000 (or \$2.5 USD) a month were not uncommon. Only a small a group earned slightly above Ushs 100,000.

Below is a chart showing analysis of the findings on this category



A TYPICAL HOME IN A RURAL AREA OF KAYUNGA SUB COUNTY

Change for the future:

The income earning levels in the rural communities of Kayunga Sub County are far below the living wage and there is urgent need for a prompt attention.

BUVAD_2000 calls upon the government to revisit its programs for such areas and all NGO's to act concurrently with BUVAD_2000's intervention in developing such areas.

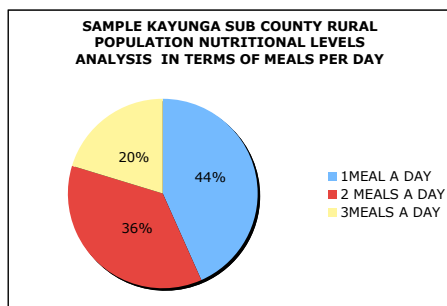
4.1.4 Nutritional levels

Definition of category:

The survey team used the number of meals afforded per day as the basis of determining the nutrition levels in the community. Under normal circumstances a family was expected to be able to afford a minimum of 3 meals per day that is; breakfast, lunch and supper, though this could extend to 4 meals or more a day.

Current trends:

The biggest percentage of the community afforded only 1 meal a day, a smaller percentage afforded 2 meals and an even smaller percentage afforded 3 meals a day. Nobody afforded more than 3 meals a day



Below is a chart to illustrate this analysis.

Changes for the future:

There is an impending danger of famine in the area. Cases in point, in the neighboring District of Teso people are dying in large numbers and some have started to migrate to Kayunga District. The challenge lies in overcoming poor income and low food production levels in the communities and indicators suggest what is needed is to design strategies to improve on those levels by providing agro farm implements, seed support, crop diversification and general sensitization.

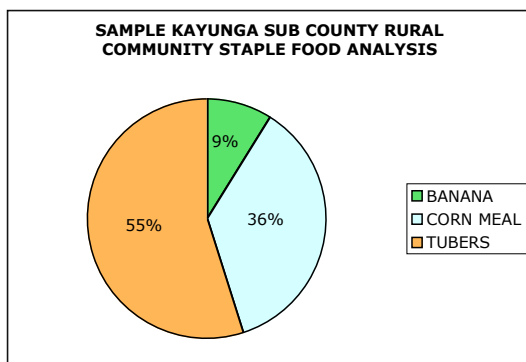
4.1.5 Staple food of the area

Definition of category:

The staple food of the area was used to indicate the changing trends in food production due to natural hazards and man made hazards.

Current trends:

The case study area of the survey was popularly known for Banana (Matooke) production but due to the banana wilt disease the staple food of the area has changed to tubers (Cassava and Sweet Potatoes), followed by Corn Meal (posho) with Matooke appearing least on the graph shown below



Change for the future:

The government should set aside a bigger amount of money for agriculture research in order to come up with improved varieties that can resist viral diseases and distribute them to communities. Bananas still have a strong market in 60% of the regions in Uganda.

4.1.6 Premise status

Definition of category:

The survey team graded each of the respondents' premises in terms of the house and toilet condition. According to the rural area of survey standards a house with hard burnt mud bricks roofed with iron sheets was generally graded as good and a mud grass thatched one bad, though there were houses in either category of construction with collapsing walls and leaking roofs.

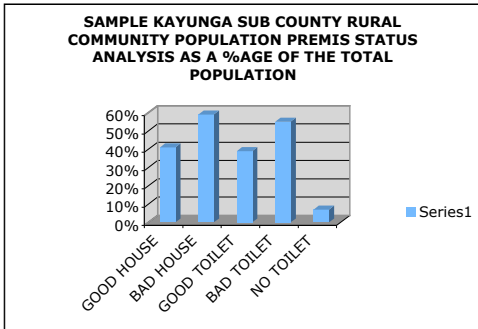


Current trends:

In the survey though some houses had been graded as good, it was obvious that many were a health hazard to the occupants, some houses were on the verge of collapsing, others had walls that had already collapsed, while others had roofs that were about to fly off. The worst cases were those elderly occupants who could not afford help to renovate their houses. Their toilets (pit latrines) tended to be in the worst condition, threatening to give way any time and cause accidents.

Some of the residents did not have any toilet at all. The whole situation is a health hazard to the community and indeed this is typical of most communities of Kayunga District, rural or urban.

Below is a graph to illustrate the team’s findings



Change for the future:

BUVAD_2000, other NGOs and the government should create partnerships and help improve the housing situation in most rural areas of Kayunga Sub County and Kayunga District. From our observation most premises in the area are beyond repair.

4.2 Community Development.

4.2.1 Transport analysis

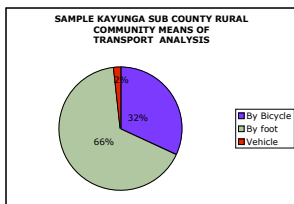
Definition of category:

The means of transport commonly used by the respondents in their area of operation was used as one of the indicators for the level of community development. It is a determining factor in how efficient they could market their products or reach destinations in circumstances of business or emergencies. This category was based on three means of transport: foot, bicycle and vehicle.

Current trends:

The survey revealed that most of the respondents walked whenever they were to go for a business errand, emergency or for medical treatment. This was followed by a few that owned bicycles and one person who could depend on her adult children living nearby with access to a vehicle.

Below is a chart to reflect this finding.



Changes for the future:

BUVAD recommends that as transport is a key factor in production, for better advancement of this area’s economic status, an improvement on transport means should be devised. BUVAD_2000 and any potential donors to Kayunga Sub County might think about a way to cheaply distribute bicycles in the area, or consider a system of making shared community bicycles available.

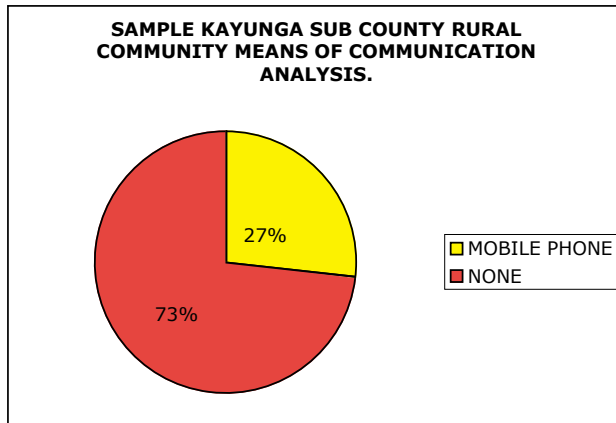
4.2.2 Means of communication

Definition of Category:

The means of communication, also being a key factor of production, was used as another basis of judgement of the level of economic development in the area. The common means of communication in most parts of Uganda is the mobile phone and the respondents were sub divided into two groups; those that had mobile phones and those that didn't.

Current trends:

The survey team discovered the level of mobile phone usage was very low, at only 27%. Below is a chart to illustrate this.



Changes for the future:

Government might consider establishing a policy allowing or condoning mobile phone companies to distribute mobile phone to potential customers provided there is an agreement for the potential customer to remain loyal to the telephone company.

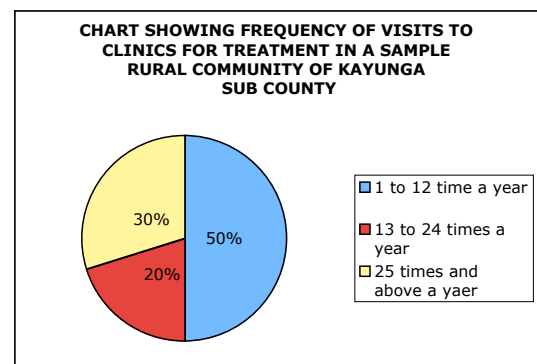
4.2.3 Visits to health centres or hospitals for treatment

Definition of category:

The survey team used this category, frequency of the visits to the clinic for treatment by the respondents, as a means to determine how much people knew about the significance of getting treatment from medical personnel. This category also determined the extent that people were involved in self-medicating, the degree of confidence people had in their hospital, determining the rate of illness in communities and assessing the degree of demand for medical services being made more geographically accessible to people in rural areas.

Current trends:

The survey findings showed that the largest percentage of the respondents did not visit health centres very often, while a few visited the health centers for treatment as depicted on the chart.



Changes for the future:

Government needs to put more efforts towards bringing health services closer to rural communities, as they are always far from the immediate health centres. In the baseline survey it was clear that some respondents had to walk a distance as far as 7km to the hospital for treatment, a situation that is quite dangerous in cases of emergency. Most respondents had a negative attitude towards the main hospital, saying when they went they were unable to access full treatment. The medical assistants could diagnose but the shortage of drugs kept full treatment from occurring. The hospital in Kayunga is one of the largest sources of problems for the District and is a major issue that the government and other stakeholders should address immediately.

4.3: Water and Sanitation

Definition of category:

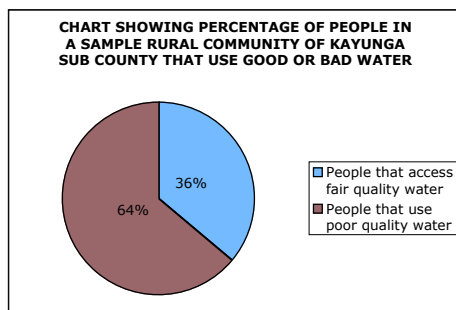
Under the water and sanitation category the survey team looked at the convenience of water sources in terms of quality, distance, consistency and availability in the dry season. Not much labour was involved in the household status as it had already been addressed in section 4.1.6 of this report.

Current trends:

The survey team discovered that safe water supply was the biggest problem to the area. 55% of the respondents fetched water from a distance of more than 2kms, 64% used poor quality water that had cow dung in it, collected from water holes that were filled in the rain season due to water run off and emptied during the dry season. This water was brown in color with a slivery covering on the surface, had a mixture of diseases like bilharzias and typhoid, was hard and salty and neither good for washing clothes with soap nor drinking. The Ssezibwa swamp water source - a last resort during the dry season (6kms away from the main road), had corrosive, saline, red or black colored water. Some people in the dry season bought water (100shs a jerry can) from a local villager that, with the support of her children, set up a hand pump on top of a highland hand dug well using the knowledge adopted from BUVAD's incomplete community safe water well shown in the photo (section 1.1.3). Some bought for the same price from the main road bore hole more than 2kms away. The purchase of water described by a number of the respondents was quite painful, since their income base was as small as zero shillings or Ushs 5,000 (\$2.5 USD) a month. Under normal circumstances a family needs 3-6 jerry cans of water a day, which pushes them to use the other sources despite the poor water quality and distance from home. Water collection is mostly accomplished by children carrying the cans on their heads.

Below is the chart to illustrate the water quality access levels in the community as per the survey:

SAMPLE PICTURE OF WATER QUALITY IN THE AREA



Changes for the future:

The survey team sees an urgent need for sensitization workshops on water quality management and improved methods of usage.

There is a need for an equitable distribution of safe water sources in rural areas of at least 9 highland hand dug wells per parish in the Sub County of Kayunga. This can be accomplished at minimal expense using community labor.

4.4 Environmental conservation

Definition of category:

Environmental conservation is one of the key factors effecting weather and agriculture.

Agriculture is always reliant on climatic status; the weather factor doesn't only affect plant's nature but also human nature by making the environment hostile to live in.

The survey team used the fuel for cooking and deforestation rate to determine the level of environmental conservation or degradation in the area.

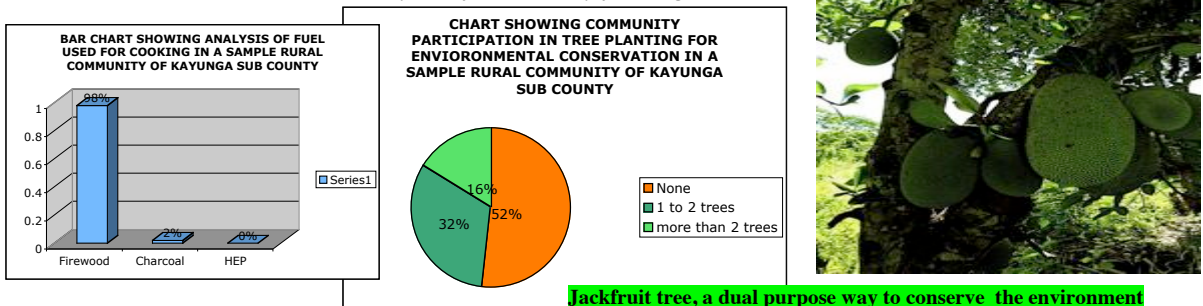
Current trends:

The survey team discovered that 98% of the respondents in the case study area used firewood as their major fuel for cooking. For tree planting (deforestation) levels; 52% of the respondents did not plant trees in their gardens like other crops, 32% only planted two trees per year and only 16% planted more than two trees a year.

To date, most areas in the case study are losing fertility and crops are doing poorly. Many dry lands are evident in the area as many water sources are drying up.

This is confirmed by our environmental conservation survey findings. Environmental degradation was one of the major causes for loss of soil fertility in the area, low agricultural output, and poor climatic conditions.

Below are charts to show an analysis of the survey findings.



Changes for the future:

There is need to introduce substitutes to fuel for cooking, currently there is no Hydro Electric Power (HEP) in the area. In BUVAD's opinion, absent the introduction of HEP, biogas and solar would be a more feasible alternative. Sensitization workshops on environmental protection and reforestation should be conducted in all rural areas of Kayunga Sub County and a tree-planting project can be introduced in the area to supply tree seedlings to farmers for reforestation.

4.5 Standard of living

Definition of category:

The standard of living in a given community is determined by several indicators that include: the lighting system, the way one dresses, a persons health, their eating habits, purchasing power and several others. The survey team chose to consider the lighting system as an indicator that would give typical results for the area. Five sources of lighting were used: fireplace, paraffin candle, solar and Hydro Electric Power (HEP).

Current trends:

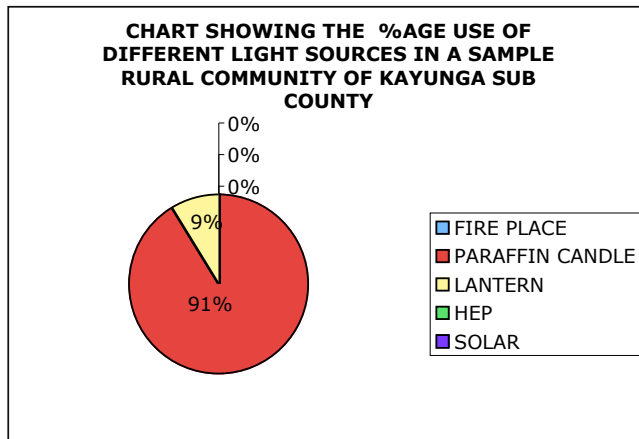
Findings show 91% of the respondents use the paraffin candle as their source of lighting despite the danger and health risks involved.

Though the candles are an initial money saver as they provide long hours of light to the amount of paraffin consumed, the paraffin candle emits toxic fumes of carbon monoxide, when inhaled in large quantities has recurrent side effects of congesting the respiratory system with soot causing Tuberculosis, Lung Cancer, sinus infections and Pneumonia. Another side effect of long-term usage is an earlier than normal decrease in vision.

House fires have also been a frequent occurrence, fires due to poorly maintained mechanisms or bad fuel mixture from Kerosene stations, careless placement of the candle next to an flammable objects, have all caused house fires which in some cases have led to deaths in the area. This implies that 91% of the rural communities of Kayunga Sub County potentially suffer from these problems.

In its dialogue with the community members of the case study area, the survey team discovered that most had no hope of getting an alternative source of lighting.

Below is chart to illustrate the survey results:



Only 9% could afford a paraffin lantern. No HEP is indicated. The community has no power supply at all including solar power. Kayunga District is almost solely reliant on paraffin. The government rural electrification program has not yet appeared in most rural areas of Kayunga Sub County. The survey team found that when night fell it was so dark that it was hard to see the person next to you without a flash torch.

Changes for the future:

The government could coordinate with community-based organizations that know the people they serve for a more comprehensive impact of its rural electrification program. As HEP is a power source that requires the user to pay monthly bills and taking into consideration the respondents' views and analysis of their levels of income, it is more advisable to install solar power in most rural homes. The benefit of solar is it is a renewable resource that requires no cost after the initial installation.

Many of the respondents wished for paraffin lanterns as an alternative source of lighting.

Without any permanent solutions from other resources on the horizon, BUVAD_2000 will seek funding support to purchase lanterns and solar power systems for the people in the rural communities of Kayunga Sub County.

4.6 Child protection and care

Definition of category:

Children are the most vulnerable human category that are owed protection and care from the adult community by observing child rights. Children are the future generation and all hope for the future lies with these little ones.



They should be respected and loved!

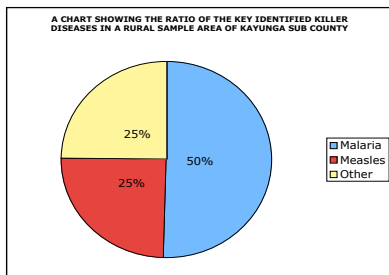
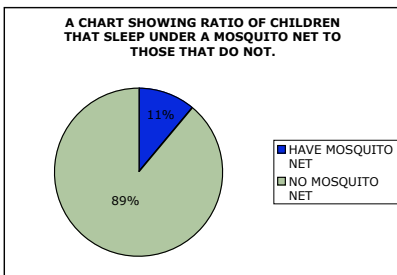
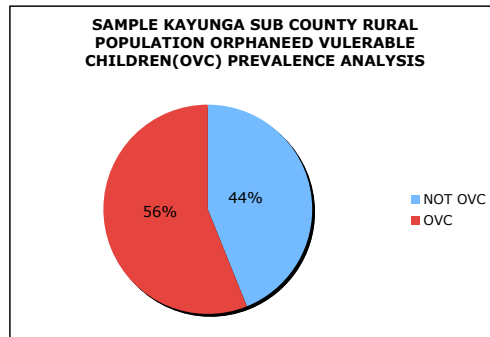
Many times hostile adults and parents have abused these children. Some to the extent of child sacrifice; Kayunga District has been identified among the areas where child sacrifice has taken place and it has created a real fear within the population.

Children have been abused in many ways; some have been battered by their parents, step mothers and unkind adults, some have been subjected to hard labour, some have been sexually abused, some have been involved and trained in immoral acts, some have been set on fire, some have been killed/sacrificed for rituals, some have been denied food, clothes, medical care and other basic necessities of life, some have been thrown away by their mothers while still babies, some have lost their parents and are in the support of their aged grand parents, some of the children have taken on the responsibility of caring for their deceased parents' homes (known as child headed homes). All these circumstances have rendered these children vulnerable in

different ways resulting into overwhelming numbers Orphaned Vulnerable Children (OVC). The survey team weighed the gravity of the OVC problem by looking at the number of OVCs compared to those that were not alarmingly vulnerable.

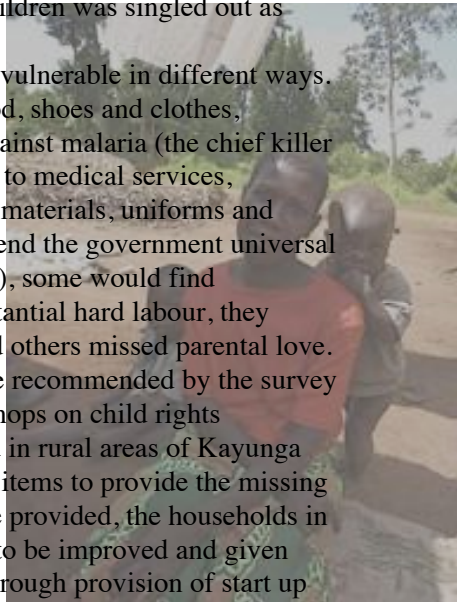
Current trends:

According to the survey results, the number of OVCs in the survey area surpassed the number of those that are not termed vulnerable. Though almost all children in the survey area were vulnerable in different ways, this is a relative term given individual circumstances and background of the parents. This reflects the case in all rural areas of Kayunga Sub County. Included is a chart illustrating the comparison between the two child categories:



Changes for the future:

Though the above 56% of the children was singled out as OVCs, nearly all the children in the area were vulnerable in different ways. Many children lacked proper food, shoes and clothes, mosquito nets to protect them against malaria (the chief killer disease in the area), close access to medical services, beddings, they lacked scholastic materials, uniforms and lunch food (a prerequisite) to attend the government universal primary education schools (UPE), some would find themselves subjected to circumstantial hard labour, they lacked access to good water and others missed parental love. The following ways forward are recommended by the survey team: more sensitization workshops on child rights protection need to be conducted in rural areas of Kayunga Sub County, relief services and items to provide the missing needs to these children could be provided, the households in which these children stay need to be improved and given support for self sustainability through provision of start up for Income Generating Activities (IGAs) in any possible form.



4.7 Income Generating Activities (IGAs)

Definition of category:

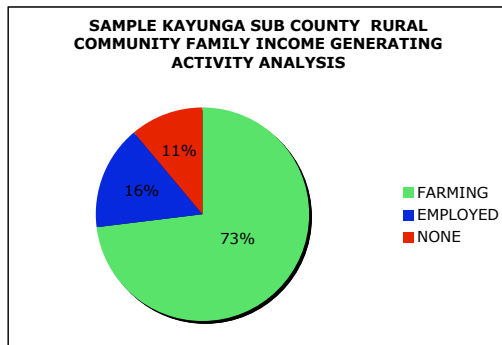
Income generating activities are those activities or projects that a household uses to raise income for survival.

Under this category, the survey team looked at the key activities that generated income for the respondents. These ranged from farming, employment at various levels and unemployment.

Current trends:

Most of the respondents in the area are involved in farming, followed by those that were employed as professional or casual workers and a few were not employed or involved in any productive activity.

Below is a chart to illustrate the team's findings



Local poultry rearing



Papyrus mat making in the area, papyrus is got from Ssezibwa Swamp

Income Generating Activities' photos



Simsim grown for sale being sun dried

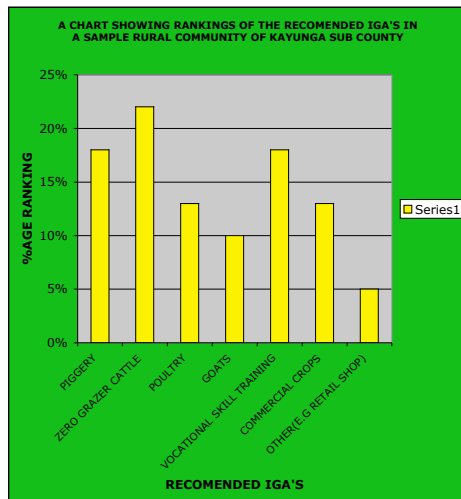
Changes for the future:

According to the findings of the survey team, despite the fact that farming was the key activity for the area, there are minimal returns and it is important that a better strategy of diversification is implemented to improve on output and income.

The respondents voiced many ideas and wishes based on their experience. Sunflower for cooking oil extraction was suggested as a more viable crop for diversification from the increasingly unprofitable perennial crops that occupy big expanses of land. Sunflowers, which have two harvesting seasons a year, can be processed and pre-packed from home. The cooking oil it produces has a local, national and international market. There is also an added advantage over other cooking oil products as it is cholesterol free. The respondents were ready to donate land where a community sunflower oil mill could be constructed, and also wished for a source of free seeds. BUVAD_2000, the government, and other stakeholders have a challenge to see how the rural communities of Kayunga can achieve this.

In addition, respondents suggested more IGA's like zero grazer cattle, and vocational skills training through community tailor made programs in various trades such as: commercial crop growing, poultry, goat rearing, piggery and setting up small scale businesses.

Below is a chart to illustrate the recommended IGAs and their rankings as per the findings.



VOCATIONAL SKILLS ACTIVITIES IN THE AREA



4.8 Desired training skills.

Definition of category:

If “Knowledge is Power” as the saying goes, the survey team then had to take the initiative in finding out what the level of knowledge in different aspects of life was in the area. Respondents were asked what they knew about their own life and surroundings. They were asked what they knew about HIV/AIDS prevention and care, primary health care, water and sanitation skills, business skills, English as a Second Language, vocational skills and improved agricultural skills.

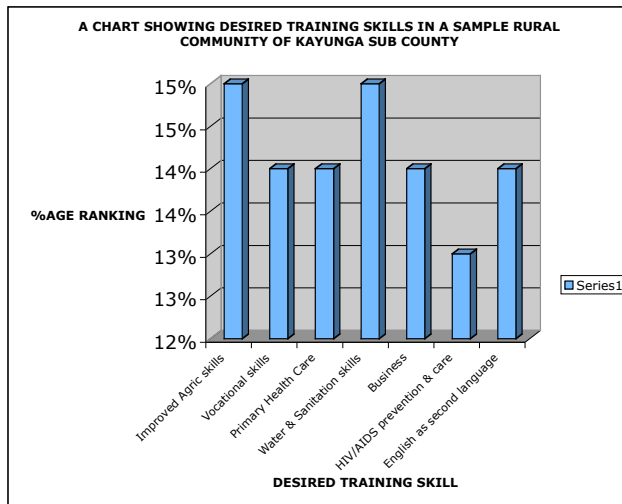
Current trends:

Most respondents in the area had not had sensitizations in any of the identified skills. Of particular note, many people mentioned there was a notable absence of any agricultural extension workers in the area to train them on better farming methods.

Changes for the future:

The respondents wished they could have classes in the form of workshops and tailor made trainings organized in their area at community levels in the whole of Kayunga Sub County. A more organized approach would be to organize such trainings at village community levels. This would have a more positive impact and improve lives of the community members.

Below is a survey result chart showing percentage ranking of each of the desired training skills.



CHAPTER: 5

Evaluation

5.1 Ideology

Key observations:

1. The survey questions resulted from the cultural backgrounds of the American and Ugandan volunteer. This gave the team a more organized approach to the challenge of carrying out the survey, a necessary ingredient in the work that is frequently overlooked by most charities as a luxury. It is an approach, however, that might help them direct their efforts to the right cause as it seemed to with us.
2. Some respondents had high expectations given their position and living situation, wishing donations would be made the next day to rescue them from their aggravated problems. It is evident that there is an urgent need for an immediate response to their situation several different categories and BUVAD_2000, the main sponsors of this survey, remain challenged to work hard towards this target.
3. Despite the selection of the case study area, most neighboring communities who had similar situations as those in the case study area requested the survey be carried out in their areas too. Due to a budgetary limit and time constraints, the survey team could not reach these areas though they are of course inclusive in the BUVAD_2000 focal area and therefore included in the programme design.
4. It was had getting a quick answer to the question about number of child deaths in the area as many had superstitions of inviting death to their homes if they talked about it. Answers to this question varied from 0-10 child deaths per month.
5. Though malaria was the immediate definition for the chief killer diseases, this could possibly be a misinterpretation by the respondents against other diseases like typhoid, bilharzias, etc
6. HIV/AIDS, though it is existent in the area and people wished for training on various circumstances about it, nobody would talk about it as a cause of death.

5.2 Methodology

Key observations:

1. We were able to work hand in hand with the local council of the area. Before the survey was carried out a community meeting was organized and members were notified to the presence of the survey team, simplifying the work of the survey team by knowing they could find a reasonable respondent in a given home.
2. The use of a digital camera to take some photos for reporting and a video camera for documentaries about the survey was a good idea, as it would give the readers and potential sponsors a better situational analysis. Though the digital camera could have seemed imposing to the respondents, most were actually attracted when they realized they were able to see their own pictures immediately after. However this also caused a challenge as most of them wished the team would give them copies of their photos.

CHAPTER 6

Bibliography and Acknowledgements:

Websites:

www.ubos.org (Uganda Bureau of Statistics website)

Acknowledgements:

Special thanks will go to Mr. John Haley an American volunteer from Memphis for all his material, financial and logical support to this exercise, Mr. Derrick Luwaga the executive Director Kyosiga Community Christian Association for Development in Wakiso District for all his moral support, Mr. Wilson Simali the Chairman L.C.1 Butakoola village for all his moral support towards the success of this exercise, Mzee Swithin Lwanyaga Ssemutumba for the provision of free accommodation and office room to the survey team during the exercise, the community members of Butakoola village for their support to the survey team in all aspects.

Appendix:

List of Acronyms:

BUVAD_2000	Butakoola Village Association for Development
NGO	Non Governmental Organization
CBO	Community Based Organization
UBOS	Uganda Bureau of Statistics
OVC	Orphaned Vulnerable Children
HEP	Hydro Electric Power
IGA	Income Generating Activity
UPE	Universal Primary Education
L.C.1	Local Council One (village legislative authority)