



2011-12
ANNUAL REPORT



DIG DEEPER.

And feed a family, nourish a future and change a life.



DEAR FRIENDS,

Challenge and change. Over the past year, these words were at the forefront of our efforts as Oregon Food Bank faced record levels of hunger in our region and bid a fond farewell to Rachel Bristol, our founding CEO, who retired in June.

With your generous support, OFB, the OFB Network of Regional Food Banks and our partner agencies distributed 81.7 million pounds of food — the equivalent of 68 million meals — to families and individuals who needed a helping hand. This staggering figure underscored the overwhelming need for emergency food in our region. But we know that distributing emergency food is only a partial solution to the problem we face.

In FY 2011-12, we continued our leadership role in the fight against hunger by digging deeper. As our lagging economy forced more and more families into poverty, our commitment to innovative programs and strategic planning powered our ability to provide hope and help where it was needed most.

Our good work over the past year was made possible, in no small part, thanks to Rachel Bristol. During her 29 years of service, her tireless vision and tenacity guided OFB to become a highly respected, national model of collaboration and innovation. As we wish Rachel well on her retirement, we're pleased to welcome Susannah Morgan, a committed, dynamic CEO who is excited to move us forward and build on OFB's accomplishments.

It's been a challenging year for Oregon Food Bank and the clients we serve. But your overwhelming support helped us bring immediate help to our neighbors in need and allowed us to focus on long-term solutions to fighting hunger at its root causes.

A white, handwritten signature in cursive script, appearing to read "Arnie Gardner", is positioned above the name and title. The signature is fluid and extends across the width of the text below it.

Arnie Gardner, Oregon Food Bank Board Chair



OUR WORK TO SECURE MORE FRESH FRUIT, VEGETABLES, DAIRY AND MEAT — POWERED BY OUR RELATIONSHIPS WITH THE AGRICULTURAL COMMUNITY AND OFB'S GROWING FRESH ALLIANCE PROGRAM — IS ADDING TO THE NUTRITIONAL CONTENT OF THE FOOD WE DISTRIBUTE.

As we worked to meet the growing demand for emergency food, Oregon Food Bank turned to our prolific agriculture community ... and they responded. Their generosity helped us improve the nutritional quality of the food we distributed, making fresh produce 20 percent of all food distributed by OFB in FY 2011-12. In total, we received and distributed 8.8 million pounds of fresh produce — a 14 percent increase over the prior year. We also added 15 new agricultural donors, which grew our ability to reach even more of our neighbors in need.

Our Fresh Alliance program — which collects and distributes produce, milk, meat, dairy and more from local retailers — was also instrumental in helping OFB distribute healthy, perishable emergency food. In FY 2011-12, the program added 14 new retail partners, which, coupled with generous donations from our existing partners, allowed the program to distribute 9.1 million pounds of food — more than a 25 percent increase over the prior year.

THROUGH OUR COMMUNITY ENGAGEMENT EFFORTS WE ARE ADVOCATING TO POLICYMAKERS AND ENCOURAGING STRONGER LOCAL FOOD SYSTEMS THAT INVOLVE GROWERS, RETAILERS AND RESIDENTS OF RURAL AREAS IN OUR REGION.

OFB continued to advocate at the federal, state and local levels for public policies and programs that affect hunger. Our public policy work to incentivize local food sourcing led to state legislation that brought together commercial fisheries, local food processors and the OFB Network to provide nutritious, protein-rich food to Oregonians through unintentionally caught fish, known as bycatch. OFB advocates also successfully protected the Oregon Hunger Response Fund from cuts, and preserved important increases in funding to invest in emergency food and the capacity to move it to hungry people throughout the state. And, our continued work to fight childhood hunger was supported with grant funding from ConAgra, which allowed OFB's Childhood Hunger Coalition to address hunger in a clinical setting, in partnership with Oregon Health & Science University.



At the community level, OFB's FEAST (Food, Education, Agriculture, Solutions Together) events planted the seeds for dozens of new ideas and programs that brought rural areas together to identify priorities and assets in their communities. In FY 2011-12, 19 FEAST events were held in Washington, Oregon and Idaho with more than 700 participants working together to build healthier, more equitable food systems. To address the demand for even more FEAST events, OFB piloted a "train the trainer" program with curriculum and materials designed to deepen our commitment to ending hunger and extend the program to rural communities around the country.

on the web>>

We invite you to learn more about our efforts to fight hunger in FY 2011-12 by visiting oregonfoodbank.org/annualreport.



WE FOCUS ON NUTRITION AND THE ROOT CAUSES OF HUNGER THROUGH OUR EDUCATION PROGRAMS AND EFFORTS TO SOURCE HEALTHY FOOD FOR DISTRIBUTION.

In FY 2011-12, our education programs expanded our reach across the state and partner agency network as we worked to build self-reliance and health in community members at risk for food insecurity. In addition to 48 six-week Cooking Matters™ courses in our Metro and Washington County branches, five satellite partners serving six counties coordinated 20 courses from Astoria to Ontario — up from only six courses the year prior. And, a new training program increased our volunteers' impact on the lives of class participants and improved their personal knowledge of food insecurity and hunger issues.

Our Learning Gardens program also improved OFB's volunteer experience, hosting 17 training and recognition events, including field trip exchanges between Eastside and Westside Learning Garden volunteers and six guest speakers at winter garden shifts. A newly constructed Eastside Learning Garden greenhouse — designed and constructed with support from SERA Architects and Oregon Tradeswomen, Inc. — brought educational opportunities to class participants, volunteers and partner agencies, and yielded more than 3,500 plant starts for distribution to Metro-area agencies and education program participants.

To support our efforts to increase the nutritional quality of the food we distribute, OFB was selected as one of 12 food banks in the nation to participate in the "Healthy Options, Healthy Meals" program, a partnership with MAZON: A Jewish Response to Hunger. Enhanced receiving systems and staff processes now allow OFB to track the nutritional content of food in greater detail. The two-year nutrition evaluation and policy pilot also laid the foundation for partnerships — whenever possible — with our food donors to prioritize food that is low in fat, sugar and sodium.

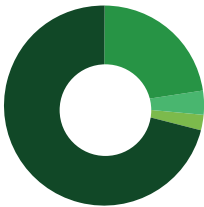


FIND US ON FACEBOOK | FOLLOW US ON TWITTER

WE CONTINUE TO SUPPORT THE CAPACITY OF THE OREGON FOOD BANK NETWORK OF REGIONAL FOOD BANKS THROUGH FUNDING AND RESOURCE SHARING TO REACH HUNGRY PEOPLE IN ALL CORNERS OF OUR STATE.

For the second year in a row, distribution of emergency food boxes in Oregon and southwest Washington topped 1 million — underscoring the dramatic need for emergency food in our region. The OFB Network distributed 1,117,000 emergency food boxes — a 9 percent increase over the prior year — to families in need.

DISTRIBUTION BY REGIONAL FOOD BANK



OFB Metro Services
15,486,849 pounds

OFB Washington County Services
4,944,235 pounds

OFB Southeast Oregon Services
799,151 pounds

OFB Tillamook County Services
580,671 pounds

In FY 2011-12, the four regional branches operated by Oregon Food Bank distributed **21.2 million pounds** of food to **351 agencies** throughout Multnomah, Clark, Clackamas, Washington, Harney, Malheur and Tillamook counties.

To support this overwhelming demand and the important partnership between OFB and the Network, we provided tools and resources to help Network agencies better serve hungry people in our region, including the remote areas of Oregon. In FY 2011-12, OFB allocated \$500,000 in support grants to help the agencies within the Network build their capacity and respond as requests for emergency food continued to climb. Projects that were funded through these grants included new refrigerators and coolers, pantry renovations and equipment, and garden education programs.

VOLUNTEER TIME & TALENT



Recognizing the overwhelming need in our communities, our volunteers stepped up and contributed

142,000 HOURS OF SERVICE

to OFB — a 23 percent increase over the prior year and the equivalent of

74 FULL-TIME POSITIONS

with an estimated value of \$2.4 million.

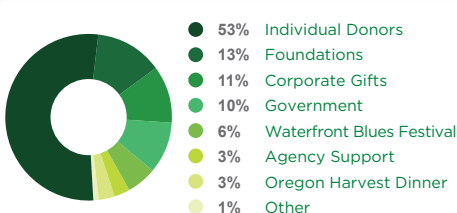


AUDITED FINANCIAL SUMMARY

Oregon Food Bank, Inc.

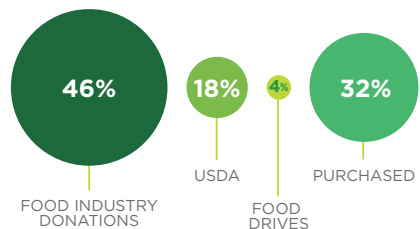
Statement of Activities	FY 2012	FY 2011	FY 2010
INCOME			
Donated goods and services	\$29,822,527	\$28,704,246	\$30,833,169
Contributions	\$12,886,454	\$11,638,936	\$11,940,879
Government commodities	\$4,565,703	\$8,927,367	\$7,646,537
Program revenue	\$3,617,548	\$3,065,609	\$2,741,092
Government revenue	\$1,680,335	\$2,622,117	\$2,738,452
Special events	\$1,390,651	\$1,119,488	\$939,337
Other income (loss)	\$114,834	\$702,424	\$344,553
Total revenue	\$54,078,052	\$56,780,187	\$57,184,019
EXPENSES			
Food programs	\$52,397,962	\$51,251,521	\$49,670,586
Advocacy programs	\$467,158	\$365,696	\$463,664
Other programs	\$663,545	\$620,491	\$238,564
Total program services	\$53,528,665	\$52,237,708	\$50,372,814
Managements and general	\$1,081,454	\$924,393	\$1,093,738
Fundraising	\$2,269,823	\$2,169,987	\$1,841,828
Total expenses	\$56,879,942	\$55,332,088	\$53,308,380
CAPITAL CAMPAIGN			
Capital campaign contributions	0	\$2,407,223	\$2,256,716
Contributions designated by board for capital campaign	0	0	\$1,000,000
Donated materials and services	0	\$9,241	\$36,061
Change in net assets	\$(2,801,890)	\$3,864,563	\$7,168,416
Statement of Financial Position			
	June 30, 2012	June 30, 2011	June 30, 2010
ASSETS	\$36,177,200	\$38,873,496	\$38,232,898
LIABILITIES	\$1,487,015	\$1,381,421	\$4,605,386
NET ASSETS			
Unrestricted operating reserves	\$7,974,430	\$8,452,373	\$7,135,074
Board designated funds	\$6,720,358	\$8,081,140	\$7,077,541
Net property and equipment	\$15,912,558	\$16,142,588	\$14,718,422
Temporarily restricted funds	\$4,082,839	\$4,815,974	\$4,696,475
Total net assets	\$34,690,185	\$37,492,075	\$33,627,512
TOTAL LIABILITIES AND NET ASSETS	\$36,177,200	\$38,873,496	\$38,232,898

OFB FUNDING SOURCES



Based on 2011-12 audited financial statements

OFB SOURCES OF FOOD



Includes the four regional food banks that OFB operates